

General PIPE CLEANERS



General Wire Spring Co.
The toughest tools down the line.™

www.drainbrain.com



Power Drain Cleaner Comparison Chart

	Typical Applications	For Use in Following Pipe Sizes	Maximum Capacity	Operating Weight	Maximum Recommended Distance	Motor Horsepower
Super-Vee Power-Vee Handyletric Pages 4 – 8	Sinks, Bathtubs, Roofstacks	1-1/4" – 3" (30 mm x 75 mm)	35 ft. x 3/8" or 50 ft. x 1/4" or 5/16" (10.5 m x 9.5 mm) (15 m x 7.9 mm)	16 lbs. with 25 ft. x 3/8" (7 kg)	50 ft. (15 m)	3.2 amp
Drain-Rooter PH Page 9				34 lbs. (15 kg)		
DRZ-PH Page 10				30 lbs. (13 kg)		
Mini-Rooter Pro Pages 12 – 13	Small Drains, Inside Work, On Roofs	2" – 3" and most 4" (30 mm – 100 mm) (Not For Roots)	75 ft. x 1/2" or 3/8" (22.5 m x 12.7 mm)	62 lbs. With 75 ft. x 3/8" (28 kg)	75 ft. (22.5 m)	1/3 hp
Mini-Rooter XP Pages 14 – 15	Small Drains, Inside Work, On Roofs	2" – 3" and most 4" (30 mm – 100 mm) (Not For Roots)	75 ft. x 1/2" or 3/8" (22.5 m x 12.7 mm)	92 lbs. With 75 ft. x 3/8" (42 kg)	75 ft. (22.5 m)	1/3 hp
Sewerooter T-4 Pages 16 – 17	Small Drains with 9/16" cable; Roots with 5/8" cable	3" – 6" (75 mm – 150 mm)	100 ft. x 9/16" 75 ft. x 5/8" (30 m x 14.2 mm) (22.5 m x 15.8 mm)	158 lbs (72 kg)	150 ft (45 m)	1/3 hp
Speedrooter 92 Pages 18 – 19	Main lines, Roots, Difficult Obstructions	3" – 10" (75 mm – 250 mm)	100 ft. x 5/8" or 3/4" (30 m x 15.8 or 19 mm)	220 lbs. (100 kg)	200 ft. (60 m)	1/2 hp (Optional 3/4 hp)
Speedrooter XL Pages 20 – 21	Main Lines, roots with 5/8" or 3/4" cable; Small drains with 1/2" cable	3" – 10" (75 mm – 250 mm)	100 ft. x 3/4" 5/8" or 1/2" (30 m x 19) (15.8 or 12.7 mm)	220 lbs (100 kg)	200 ft. (60 m)	3/4 hp
Maxi-Rooter Page 22 – 23	Main Lines, Roots, Difficult Obstructions	3" – 10" (75 mm – 250 mm)	125 ft. x 3/4" 150 ft. x 5/8" (37.5 m x 19 mm) (45 m x 15.8 mm)	250 lbs. 114 kg	200 ft. (60 m)	3/4 hp
I-95 Page 24	Small Drains Inside Work, On Roofs	1-1/4" – 4" (30 mm – 100 mm) (Not For Roots)	Not Applicable	42 lbs. Without Sections	125 ft. x 5/8" cable 150 ft. x 7/8" cable (38 m x 15.8 mm) (45 m x 22.4 mm)	1/3 hp Optional 1/2 hp
Root 66 Page 25	Small Drains, Inside Work On Roofs	1-1/4" – 4" (30 mm – 100 mm)	Not Applicable	42 lbs. Without Sections (19 kg)	125 ft. x 5/8" cable 150 ft. x 7/8" cable (38 m x 15.8 mm) (45 m x 22.4 mm)	1/2 hp
Model 88 Pages 26 – 27	Main Lines, Roots Difficult Obstructions	3" – 10" (75 mm – 250 mm)	Not Applicable	80 lbs Without Sections (36 kg)	200 ft. (60 m)	3/4 hp
Rodrunner Page 28	Main Lines, Roots Difficult Obstructions	3" – 10" (75 mm – 250 mm)	Not Applicable	90 lbs Without Sections (41 kg)	200 ft. – (60 m) 300 ft. – (90 m)	3/4 hp
Rodrunner Model E Page 29	Main Lines, Roots Difficult Obstructions	3" – 10" (75 mm – 250 mm)	Not Applicable	185 lbs. Without Sections (84 kg)	500 ft. – (150 m)	6.5 hp Gas Engine
Jet-Set	Grease, Sand, Soft Stoppages, and Ice	1/2" hose – 4" thru 12" (100 mm x 300 mm)	400 ft. x 1/2"	1900 lbs. (862 kg)	400 ft. x 1/2" hose (120 m x 12.7 mm)	24 hp Gas Engine
JM-2512		3/8" hose – 4" thru 8" (100 mm x 300 mm)	300 ft. x 3/8"	375 lbs. (170 kg)	300 ft. x 3/8" hose (90 m x 9.5 mm)	20 hp Gas Engine
JM-3055		1/4" hose – 2" thru 4" (50 mm x 100 mm)	300 ft. x 3/8"	299 lbs. (135 kg)	200 ft. x 1/4" hose (60 m x 6.4 mm)	16 hp Gas Engine
JM-3000		1/8" hose – 1-1/2" thru 2" (38 mm x 50 mm)	300 ft. x 3/8"	291 lbs. (132 kg)	200 ft. x 1/4" hose (60 m x 6.4 mm)	13 hp Gas Engine
JM-2900		1/8" hose – 1-1/2" thru 2" (38 mm x 50 mm)	150 ft. x 1/4"	111 lbs. (50 kg)	75 ft. x 1/8" hose (22.5 m x 3.2 mm)	13 hp Gas Engine
JM-1450		1/8" hose – 1-1/2" thru 2" (38 mm x 50 mm)	75 ft. x 1/8"	22 lbs. (10 kg)	75 ft. x 1/8" hose (22.5 m x 3.2 mm)	1.5 hp 13 amp
JM-1000		1/8" hose – 1-1/2" thru 2" (38 mm x 50 mm)	75 ft. x 1/8"	22 lbs. (10 kg)	75 ft. x 1/8" hose (22.5 m x 3.2 mm)	1.2 hp 13 amp

- Use 1/4" Cable in 1-1/4" – 2" Lines ■ 5/16" Cable in 1-1/2" – 2" Lines ■ 3/8" Cable in 2" – 3" Lines ■ 1/2" and 9/16" Cable in 3" – 4" Lines (Not Roots)
- 5/8" Cable in 3" – 6" Lines ■ 3/4" Cable in 4" – 10" Lines ■ 5/8" Sectional in 1-1/4" – 3" Lines ■ 7/8" Sectional in 2" – 4" Lines ■ 1-1/4" Sectional in 3" – 10" Lines

General's Limited Warranty & Index

General's drain cleaning machines, Jet-Set water jets, Gen-Eye Micro-Scope, Gen-Ear LE water leak locators, and Cold-Shot Pipe Freezing Kits carry a one year limited warranty against defect or breakage except as noted below.

The Hot-Shot pipe thawing machines and all other Gen-Eye Pipe Inspection/Location Systems carry a two year limited warranty (except the LCD Monitor and recording device which are warranted for one year) against defect or breakage.

except as noted below. Should any part break or fail to work properly within the warranty period following purchase, it will be repaired or replaced at our discretion at no charge.

If a Flexicore® cable or Flexicore® Closet Auger should break during this period, it too will be repaired or replaced at our expense, the choice to be made by us. No adjustment can be made on kinked cables, since a kink is evidence of abuse and results from the use of too much pressure or use in too large a line. Also, no adjustment can be made where there is considerable wear at the point of the break, or if a hand cable is used in a power machine.

Some parts, such as cutters, leaders, push rods, jet hoses, and nozzles, are subject to severe wear and are repaired or replaced within one year only if a flaw in the material causes breakage.

"G", "L", and "R" type sectional cables are covered by a 90 day warranty, in accordance with the terms outlined above.

Damage due to negligence, rust, exposure to corrosive chemicals, improper usage, failure to follow instructions, accidents, or alteration from original design is not covered by this warranty.

In order to handle any adjustment with a minimum of delay, please follow this procedure:

1. Return the part to your wholesaler, and have them notify us immediately with complete information on the problem.
2. On power machines, we must have the serial number, the date of purchase, and the name of the wholesaler from whom your machine was purchased. To activate your machine warranty, your warranty card must be filled out and sent to us immediately after your machine is purchased.
3. We will then advise your wholesaler if the part should be returned to us and assign a return merchandise authorization (RMA) number. Ship freight prepaid, and you will be compensated for these charges if it is determined that the part is defective. If repairs are necessary due to conditions beyond our control, or if the item is out of warranty, we will do the work at the lowest possible cost, but a charge will be made.

This warranty is made in place of other warranties, expressed, statutory or implied, including those of merchantability and of fitness for purpose. General shall not be responsible for any incidental or consequential damages.

This warranty gives you specific legal rights, and you may also have other rights which vary from state to state. Some states do not allow the exclusion of limitation of incidental or consequential damages, so these limitations may not apply to you.

Item	Page
AutoCut	6
BD Drain Gun	57
ClogChopper	32
Closet Augers	54
Cold-Shot Pipe Freeze Kit	60
Cool Tools	60 – 63
Cutters	30 – 31
Cables for Electric Machines	33
D-25 Handy	52
Drain Augers, Hand Driven	57
Drain Gun	57
Drain-Rooter PH	9
Drum Augers	56
EasyReach	61
Flat Sewer Rods	59
Flexichain Cables	33
Flexicore Closet Augers	54
Flexicore Drain Augers	53
Flood-Guards	61
Flush Bags	59
Gen-Eye POD	44
Gen-Eye X-POD	45
Gen-Eye USB	46
Gen-Eye Micro-Scope 2	47
Gen-Ear LE	50 – 51
Handyelectric	8
Hot-Shot Pipe Thawer	60
Hot-Spot Locator	48
Hot-Spot Transmitter	49
I-95	24
Jet-Set	32 – 43
Kinetic Water Ram	11
Little Mike	57
Maxi-Rooter	22 – 23
Micro-Rooter	57
Mini-Rooter Pro	12 – 13
Mini-Rooter XP	14 – 15
Model 88	26 – 27
Model DRZPH	10
Power-Vee	6 – 7
Proflex Cables	33
Rescue Wrap	63
Rodrunner	28
Rodrunner Model E Gas Powered	29
Root 66	25
Sewerooter T-4	16 – 17
Sectional Sewer Rods	58
Snake-Oil Plus	33
Speedrooter 92	18 – 19
Speedrooter XL	20 – 21
Spin-Drive	52
Spin-Thru	55
Super-Vee	4 – 5
SuperSlice	62
Test Plugs	59
Urinal Augers	55
VersaPlunge	63
Water Jets	34 – 35

General Wire Spring Co.

1101 Thompson Avenue
McKees Rocks PA 15136 USA
www.drainbrain.com

Super-Vee®

The Small Line Specialist

The Super-Vee offers you a complete system for cleaning drain lines through 3" in diameter. With a variety of cables, cutters, and accessories available, you have the right combination for any clogged drain problem.

The Super-Vee is built to clear clogged drains for a decade or more. And our Dyna-Thrust™ bearing system is one reason why. It helps carry the weight of the drum, significantly reducing wear on the motor shaft bearing and extending the life of the tool. Of course the cables are Flexicore® – with an integral wire rope center. Nobody makes cables like General.

With a quick movement of the Grip Shield, you release or engage the cable – without the need for a chuck, and with automatic adjustment for different diameter cables. As a result, you get your cable into the line faster, pull it out faster, and have full control at all times. Because the chuck is linked to the Grip Shield, handling is easy and comfortable.

Flexicore® Cable Wire Rope Center Construction

Heavy-gauge wire coiled tightly around 49-strand aircraft-type wire rope and heat treated. Has unequalled strength and the right amount of flexibility. So tough it carries a one-year warranty against defect or breakage.

Flexicore Patent Nos. 2,244,735 and 2,849,870



To switch to a different diameter cable you just loosen three screws, pull the front of the drum off the cable, and load in another cartridge. Changing takes less than a minute and turns what could be a messy job into a clean one. The tough plastic cartridges are so inexpensive, you'll probably want to store all of your cables in them.



Handy-Stand™

A convenient portable work stand for the Super-Vee. It can also be used for the Power-Vee or Handyletric.



Slide Action Chuck and Cartridge Refill Cables

Cartridge Refill

Change cables faster by changing cartridges. They're convenient, clean, and inexpensive.

Specifications:

Motor:

All ball-bearing, double-insulated, reversible motor with variable speed control; 0-500 rpm. 230 and 240 volt units available.

Drum:

Heavy gauge stamped aluminum with inner drum to prevent cable tangling.

Capacity:

50 ft. of 1/4" or 5/16" cable; 35 ft. of 3/8" cable. All cables are left hand wound and reinforced with a wire rope center.

Cutter Set:

See page 30.

Cable Cartridges:

Light weight, impact resistant plastic.

Slide Action Chuck:

Grip shield moves back to engage cable, forward to release it. Automatically adjusts for different diameter cables.



- 1 Slide Grip Shield **Forward** to release cable.



- 2 Pull cable out of drum.
- 3 Slide Shield **Back** to grip cable.



- 4 Run cable into line and repeat. **It's that quick!**

Power-Vee®

With Power Cable Feed – Works Great in Tight Spots

When working under sinks or in other awkward places, the Power-Vee is like having an extra hand. Just squeeze the feed lever, and three offset rollers in the automatic feed grip the cable and drive it into the line.

It's easy to use. To feed the cable, start the Power-Vee motor and squeeze the feed lever; to retract, reverse the motor and squeeze. The Power-Vee feeds 3/8" cable at 16 feet per minute.

The Power-Vee handles 1/4" through 3/8" cables without any need for adjustment. Squeezing the feed lever brings the rollers into solid contact with the cable, with minimum effort by the operator.

Our Dyna-Thrust™ bearing system helps carry the weight of the drum, significantly reducing wear on the motor shaft bearing and extending the life of the tool. Also adding to the Power-Vee's durability is the heavy-gauge stamped aluminum drum. Of course the cables are Flexicore® – with an integral wire rope center. Nobody makes cables like General.

The Power-Vee includes Quick-Change Cable Cartridges and tough left-wound Flexicore wire rope center cables.



Power-Vee Handy-Stand™





Flexicore® Cable
Wire Rope Center Construction

Heavy-gauge wire coiled tightly around 49-strand aircraft-type wire rope and heat treated. Has unequalled strength and the right amount of flexibility. So tough it carries a one-year warranty against defect or breakage.

Flexicore Patent Nos. 2,244,735 and 2,849,870

Cartridge Refill
Change cables faster by changing cartridges. They're convenient, clean, and inexpensive.

MCC Carrying Case
For Super-Vee, Power-Vee and Handylectric.



Specifications:

Motor:

All ball-bearing, double-insulated, reversible motor with variable speed control; 0-500 rpm. 230 and 240 volt units available.

Drum:

Heavy gauge stamped aluminum with inner drum to prevent cable tangling.

Capacity:

50 ft. of 1/4" or 5/16" cable; 35 ft. of 3/8" cable.
All cables are left hand wound and reinforced with a wire rope center.

Cutter Set:

See page 30.

Cable Cartridges:

Light weight, impact resistant plastic.

Power Cable Feed:

Feeds and retrieves cable at up to 16 ft./min. Handles 1/4" to 3/8" cables without need for adjustment.



Handylectric®

Economical Price – Quality Features

The Handylectric is a tough, easy to use tool for cleaning lines up through 3". It can use all of the accessories available for the Super-Vee, except the plastic cartridges.

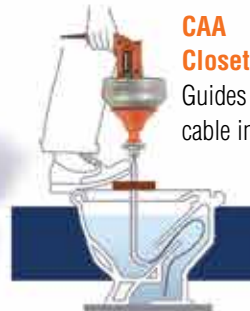
Cables are gripped securely by a patented Quick-Grip™ chuck that tightens firmly on the cable with just a quarter turn. Three chuck jaws securely hold 1/4", 5/16" and 3/8" Flexicore® cable for a wide range of small-line jobs. Includes a chuck tightening handle for easy tightening, even with slippery hands.

The variable speed control motor lets you start at low speed to eliminate starting "kick". Then run at whatever speed is best for the job.

The large, comfortable Grip Shield makes handling easier. The stamped aluminum drum can't rust or crack and is extremely resistant to dents.

MCC Carrying Case

For Super-Vee, Power-Vee and Handylectric.



CAA Closet Auger Attachment
Guides 1/4" or 5/16" cable into bowl.



Handylectric Handy-Stand™

Specifications:

Motor:
All ball-bearing, double-insulated, reversible motor with variable speed control; 0-500 rpm. 230 and 240 volt units available.

Drum:
Heavy gauge stamped aluminum with inner drum to prevent cable tangling.

Capacity:

50 ft. of 1/4" or 5/16" cable; 35 ft. of 3/8" cable. All cables are left hand wound and reinforced with a wire rope center.

Cutter Set: See page 30.

Chuck:
Patented Quick-Grip™ Chuck with tightening handle.

Grip Shield:
Makes handling easier.



Drain-Rooter PH™

The Clean Machine

The Drain-Rooter PH is a real labor-saver on long jobs, or when working in cramped areas where the weight of the machine could be burdensome. Equipped with a variable speed power cable feed and variable speed motor, the Drain-Rooter PH makes drain cleaning jobs cleaner and easier.

It feeds and retrieves the cable at up to 16 feet per minute. A four foot guide hose eliminates cable whipping, dirty fixtures, and messy floors.

The drum speed can be varied by changing the pressure on the foot pedal. The Drain-Rooter PH can be operated in both horizontal and vertical positions to get closer to the drain opening.

A quick-change cartridge system allows you to switch to different diameter cables without pulling the old cable out of the drum.

The drum holds up to 50 ft. of 1/4" or 5/16" cable or 35 ft. of 3/8" cable. Units with 3/8" cable include our five piece HECS cutter set. Of course, the cables are super-tough Flexicore® with a wire rope center.



Drain-Rooter™ Economy Drain Cleaner

The less expensive Drain-Rooter has the same variable speed motor as the Drain-Rooter PH, but uses a Jacobs chuck to secure the cable rather than a power cable feed. It has the same capacity and quick-change cable cartridge as its big brother.



Specifications:

Weight:

22 lbs. (10 kg).

Dimensions:

22" deep x 13-1/2" wide x 15" high (without hose).
(56 cm x 34 cm x 38 cm).

Drum:

Heavy gauge stamped aluminum with inner drum to prevent cable tangling.

Capacity:

50 ft. of 1/4" or 5/16" cable; 35 ft. of 3/8" cable. All cables are left hand wound and reinforced with a wire rope center.

Power Cable Feed:

Variable speed with feed control tube.
Drives 1/4", 5/16", and 3/8" cables.

Cutter Set:

See page 30.

Motor:

All ball-bearing, double insulated, reversible motor with speed control; 0-500 rpm. 230 and 240 volt units available.

Foot Pedal:

Pneumatic foot pedal controls variable speed motor.
Leaves operator's hands free to control cable.



Model DRZ-PH[®]

Quiet, Clean, Quick

Looking for a cleaner way to clean drains? The Model DRZ-PH is the answer. Light and powerful for a machine of its size, the Model DRZ-PH is ideal for clearing clogged sinks, tubs, and laundry drains in 1-1/4" to 3" drain lines up to 50 feet long.

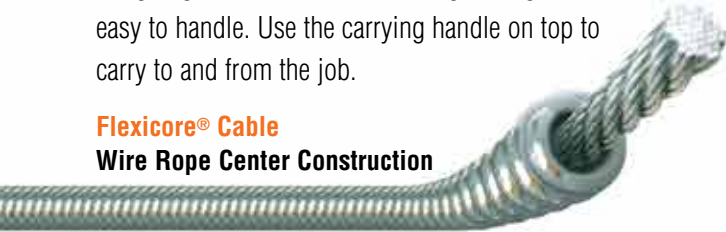
The variable speed power cable feed gives you complete control as it feeds and retrieves the cable at up to 16 ft. per minute. The four foot guide tube means you never have to touch the cable so your hands, and the jobsite, stay clean.

Operate the machine horizontally on the kitchen counter or vertically on the floor next to the tub. The silent motor won't disturb your customers while on the job. Use the pneumatic pedal to keep your hands free to control the feed and guide hose.

The rust resistant aluminum drum carries up to 50' of 1/4" or 5/16", or 35' of 3/8" Flexicore wire rope center cable. A quick-change cartridge system allows you to switch to a different diameter cable without pulling the old cable out of the drum.

Weighing as little as 30 lbs. this light-weight machine is easy to handle. Use the carrying handle on top to carry to and from the job.

Flexicore[®] Cable Wire Rope Center Construction



Heavy-gauge wire coiled tightly around 49-strand aircraft-type wire rope and heat treated. Has unequalled strength and the right amount of flexibility. So tough it carries a one-year warranty against defect or breakage.

Flexicore Patent Nos. 2,244,735 and 2,849,870



Economy Drain Cleaner

The Model DRZ less expensive unit uses a Quick-Grip[™] chuck instead of the variable speed power cable feed, and the cable is housed in a tough impact resistant plastic drum.

DRZ-PH Specifications:

Weight: 30 lbs. (13.6 kg) (without cable).

Dimensions:

20" deep (w/o Guide Hose) x 11" wide x 15" high
(51 cm x 28 cm x 38 cm).

Drum:

Heavy gauge stamped aluminum with inner drum to prevent cable tangling.

Power Cable Feed:

Variable Speed; Drives 1/4", 5/16" and 3/8" cables.

Capacity:

50 ft. of 1/4" or 5/16" cable; 35 ft. of 3/8" cable. All cables are left hand wound and reinforced with a wire rope center.

Cutter Set: See page 30.

Motor:

1/5 hp, with forward-off-reverse switch, fuse protected.

Foot Pedal:

Pneumatic foot pedal leaves operator's hands free to control cable.

Kinetic Water Ram™

Open Clogged Pipes with Shock Action

Here's a compact, lightweight tool for quickly opening clogged sinks, toilets, and tubs. It handles rust, grease, sediment, and scale in lines up through 4" in diameter.

The Kinetic Water Ram uses a burst of compressed air that drives a shock wave (kinetic energy) through water to break up the stoppage. It's particularly useful when the stoppage is on the far side of a drum trap or series of tight bends, since the shock wave can travel around bends without losing its force.

The Ram has a self-contained pump and pressure gauge, so you can hit the stoppage with just the right amount of force. You get instant impact with no build-up of pressure in the plumbing system. The force is transmitted through water, so it's not affected by stacks or vents.

An optional toilet attachment (KR-CA) screws onto the front of the Ram and enables you to position the cone in the bowl to get a tighter seal. As a result, you can strike the blockage with greater impact and no splash back.



Simple to operate ... Anyone can use it

1
Pump up



2
Insert
in drain



3
Snap trigger



Specifications

- 16 gauge plated cylinder tested for up to 600 lbs. pressure.
- 100 lbs. gearless pressure gauge provides pinpoint pressure control.
- Built-in air compressor easily pumps up to desired pressure.
- Flexible cone seals drains ranging from 1-1/4" to 4" diameter. Equipped with Schraeder valve for use with external air compressor when clearing difficult stoppages.
- Standard fittings include caulking hose, 4" tapered rubber cone, and five tapered rubber plugs for sealing openings from 1-1/4" through 4".
- Optional accessories include metal carrying case, toilet attachment, 6" tapered rubber cone, 1-1/2", 2", 3" and 4" expansion plugs, universal faucet adapter, water supply hose, and check valve.

Mini-Rooter Pro[®]

Now with Wheels and Folding Handle

The Mini-Rooter Pro clears drains from rooftop to basement, including kitchen, bath, and laundry drains. And it's portable too: Built-in wheels make it easier for you to transport the Pro to and from the job, and the folding handle allows for compact storage in your truck.

This inexpensive, lightweight machine has lots of time-saving features. For instance, you can remove the drum in seconds for more portability or to switch to a different diameter cable – with no mess and no lost time. A distributor tube inside the drum allows you to feed cable in and out without chucking and releasing the cable every few feet – so you finish quicker. An optional Power Cable Feed drives and retracts the cable at up to 16 feet per minute.

The drum easily carries up to 75 ft. of 3/8" cable to clear 2" to 3" lines, or 50 ft. of 1/2" cable for heavier work in 4" lines. For small drain work, you can order your Mini-Rooter Pro with a J-Drum for handling smaller, more flexible cables.

Some Mini-Rooter Pro safety features: A foot pedal that uses air pressure to start and stop the machines, with no electrical wiring between the pedal and motor, a ground fault circuit interrupter, and a high impact plastic guard covering the motor pulley.

Flexicore[®] Cable **Wire Rope Center Construction**

Heavy-gauge wire coiled tightly around 49-strand aircraft-type wire rope and heat treated. Has unequalled strength and the right amount of flexibility. So tough it carries a one-year warranty against defect or breakage.

Flexicore Patent Nos. 2,244,735 and 2,849,870



Power Cable Feed

A variable speed Power Cable Feed (optional) drives and retracts the cable at up to 16 feet per minute. Quickly adjusts between 3/8" and 1/2" cables without the need for tools or additional parts. Swings out of the way to make drum changing as easy as ever. For smoother performance, switch to the XP drum with inner drum cage.

Catalog Number PO-MR



Folding Handle

The handle is tall enough to make it easy to roll to the job, yet it can be quickly folded to take up less room in your truck.



J-Drum

With a J-Drum, you're ready for small drain work in seconds. Equipped with a Quick-Grip™ chuck with tightening handle. Will hold any Super-Vee cable.

Catalog Number MR-250

Built-in Dolly

Six inch semi-pneumatic wheels roll easily over rough terrain to and from the job.

Removable Drum

You can take the drum off the Mini-Rooter Pro.



Specifications:

Weight:

43 lbs. (19.5 kg) without cable.

Dimensions:

20" D x 16" W x 38" H.
(20" H with handle folded).
(51 cm x 41 cm x 46 - 51 cm).

Drum:

Capacity of 75 ft. of 3/8" or 50 ft. of 1/2" Flexicore wire rope center cable. Integral distributor tube. Quickly removable from frame.

J-Drum:

Capacity of 50 ft. of 1/4" or 5/16" Flexicore cable.

Cutter Set: See page 30.

Motor:

1/3 hp, with forward-off-reverse switch, spring-loaded mounting for proper belt tension.

Load Speed:

165 rpm.

Belt Guard:

High impact plastic.

Power Cable Feed

(Optional) Drives 1/2" and 3/8" cables. For smoother performance, switch to the XP drum with inner drum cage.

Foot Pedal:

Leaves operator's hands free to control cable. Uses air pressure, so there's no electrical contact between pedal and motor.

Power Cord:

10 ft. 3-wire vinyl covered with molded plug. In-line Ground Fault Circuit Interrupter.

Leather Gloves:

With double-reinforced palm, for hand protection when guiding cable.



Mini-Router XP[®]

Extra Portability and Performance

The Mini-Router XP gives you extra portability because 8" semi-pneumatic wheels let you keep the weight on the ground. An easy-grip handle folds down to save space and locks to use as an additional lifting handle.

A roll bar protects the 1/3 hp motor when going up or down stairs. And the power cord and foot pedal can be stowed away on convenient cord wraps.

The XP gives you extra performance and value, enabling you to clear clogged drain lines from 1-1/4" to 4" in diameter with just one machine. The drum easily holds 75 feet of 3/8" or 50 ft. of 1/2" cable and features a free floating inner drum with an integral distributor tube to help prevent cable tangling.

The Mini-Router XP cable with a Power Cable Feed makes a lot of tough jobs go much easier. Even with the power cable feed, the drum is a snap to remove, taking less than a minute.

Of course the XP comes with an air foot pedal and Ground Fault Circuit Interrupter for safety, and General's patented Flexicore wire rope center cable for durability.



Flexicore[®] Cable **Wire Rope Center Construction**



Heavy-gauge wire coiled tightly around 49-strand aircraft-type wire rope and heat treated. Has unequalled strength and the right amount of flexibility. So tough it carries a one-year warranty against defect or breakage.

Flexicore Patent Nos. 2,244,735 and 2,849,870



Power Cable Feed

A variable speed power cable feed attachment makes feeding and retrieving the cable much easier. It quickly adjusts between 3/8" and 1/2" cables without the need for tools or additional parts.

Folding Handle

The handle is tall enough to make it easy to move to the job, yet it can be quickly folded to take less room in your truck.



J-Drum

With a J-Drum, you're ready for small drain work in seconds. Equipped with a patented Quick-Grip™ chuck that tightens firmly on the cable with just a quarter turn. Will hold any Super-Vee cable.

Catalog Number MR-250

Specifications:

Weight:

67 lbs. (30 kg) with power feed and without cable.

Dimensions:

24" deep x 18" wide x 38" high with handle folded down.
(61 cm x 46 cm x 96 cm).

Drum:

Equipped with inner drum cage and distributor tube to prevent cable tangling under load. Quickly removable from frame.

J-Drum:

Capacity of 50 ft. of 1/4" or 5/16" Flexicore cable.

Wheels:

8" semi-pneumatic tires with oilite bronze bushings.

Folding Handle:

Reduces storage space.

Cutter Set:

See page 30.

Motor:

1/3 hp with forward-off-reverse switch, spring-loaded mounting for proper belt tension. Load speed 165 rpm.

Power Cable Feed:

Drives 1/2" and 3/8" cables.

Foot Pedal:

Leaves operator's hands free to control cable. Uses air pressure, so there's no electrical contact between pedal and motor.

Power Cord:

10 ft. 3-wire. In-line Ground Fault Circuit Interrupter.

Leather Gloves:

With double-reinforced palm, for hand protection when guiding cable.



Sewerooter T-4™

Performance, Durability, Portability

Improved Performance

The new Sewerooter T-4 does a better job of clearing inside drain lines up to 100 ft. long with 9/16" Flexicore cable. It has more torque than traditional 1/2 inch cables, yet it can be used to clear the same 3" to 4" drain lines. Need to clear tree roots too? Just switch drums to a 75 ft. x 5/8" Flexicore cable to clear 3" to 6" lines.

Added Durability

The heavy-duty variable speed Power Cable Feed drives and retracts 9/16" and 5/8" cables at up to 20 ft. per minute. To adjust to different cable sizes, simply turn the knob on top of the feed. The screwdriver stays in the tool box.


The heavy-duty reinforced frame and drum support shaft takes rough handling in the field. The 1/3 hp capacitor motor has plenty of power to drive more than 100 ft. of cable. And the unique self-aligning Flexitube™ distributor tube reduces the risk of cable tangling in the drum.

Greater Portability

V-Belt stair climbers make it easier for you to take the machine up a flight of stairs by yourself. The handle is tall enough to make it easy to transport to the job, yet quickly folds to take less room in your truck. Big ten inch heavy-duty semi-pneumatic wheels roll easily over rough terrain. And a truck loading wheel in the handle makes it easier for one person to lift the machine into a truck bed.



Flexicore® Cable Wire Rope Center Construction



Heavy-gauge wire coiled tightly around 49-strand aircraft-type wire rope and heat treated. It has unequalled strength and the right amount of flexibility. So tough it carries a one-year warranty against defect or breakage.

Flexicore Patent Nos. 2,244,735 and 2,849,870



Power Cable Feed

The Sewerooter T-4's power cable feed is a real labor saver. It enables you to vary feeding speed in and out of the line more easily and also gives you better control when working through tough stoppages. The Guide Tube reduces whipping and drag while protecting your hands from the spinning cable. Five foot Guide Tube Extensions are available.

Folding Handle

The handle is tall enough to make it easy to move to the job, yet quickly folds to take less room in your truck.



Stair Climbers and Truck Loading Wheel

Big ten inch heavy-duty semi-pneumatic wheels roll easily over rough terrain to and from the job. V-Belt stair climbers let you take the machine up a flight of stairs by yourself. Truck loading wheel in the handle makes it easier for one person to lift the machine into a truck bed.

Specifications:

Weight:

92 lbs. (42 kg) without cable.

Dimensions:

27" (68.5 cm) deep,
18-1/2" (47 cm) wide,
46" (117 cm) high; 26" (66 cm) with handle folded down.

Drum Capacity:

100 ft x 9/16" (30 m x 14.2).
75 ft. x 5/8" (22.5 m x 15.8).

Drum Removal:

Remove one bolt and slide drum off shaft.

Motor:

1/3 hp with capacitor, forward-off-reverse switch
20 ft. power cord and ground fault circuit interrupter.

Foot Switch:

Pneumatic, with no electrical contact between pedal and motor.

Power Cable Feed:

Drives and retracts at variable speed of up to 20 ft. per minute.

Wheels:

10" Heavy-duty wheels with roller bearings.

Wheel Brake:

Passive wheel brake system holds the machine in place on the job or in the truck.

Stair Climbers:

Heavy-duty V-belts running on nylon rollers.

Truck Loading Wheel:

Enables one person to lift machine onto bed of truck.

Cutter Holder:

Cutter Holder on the frame keeps all the cutters within easy reach.

Leather Gloves:

With double-reinforced palm, for hand protection when guiding cable.

Cables:

Left-wound Flexicore® wire rope center 5/8" diameter for 3" to 6" lines; 9/16" diameter for 3" to 4" lines. (Not for roots).

Cutters:

See Parts and Accessories on page 30.



Speedrooter 92[®]

Job Tested Tough

Contractors know that the Speedrooter 92 can really take a beating – from its frame braced at key stress points, to General's exclusive Flexicore[®] wire rope center cable that's so tough it carries a one-year warranty.

The Speedrooter 92's field tested design offers easy handling. One person can load it onto a truck, as the machine slides smoothly from the loading wheel, to the handle, to the stair climbers, and finally to the wheels. The adjustable height handle can be reset to be three inches longer or more compact, depending upon your preference.

With the driving and pulling power for long, tough jobs, General's Power Cable Feed easily handles 3/4" and 5/8" cables. To adjust to different cable sizes, simply turn the knob on top of the feed. The screwdriver stays in the tool box.

The drum holds 100 feet of 3/4" or 5/8" Flexicore[®] cable to clear 3" to 10" drain lines. The inner drum and self-aligning Flexitube[™] distributor tube reduces cable tangling.

Flexicore[®] Cable Wire Rope Center Construction

Heavy gauge wire is coiled tightly around 49-strand wire rope and then heat treated. This cable has unequalled strength and the right amount of flexibility. It's so tough it has a one year warranty against defect or breakage

Flexicore Patent Nos. 2,244,735 and 2,849,870



Portability, Convenience and Safety

Equipped with 10" heavy-duty wheels, stair climbers, tool box, and ground fault circuit interrupter.



V-belt Stair Climbers

V-belt stair climbers like the ones used to move heavy furniture and appliances let you take the Speedrooter 92 up a flight of stairs yourself.

Truck Loading Wheel

One person easily loads the Speedrooter 92 onto a truck.

Specifications:

Weight:

115 lbs. (52 kg) without cable.

Dimensions:

26" deep, 22" wide, 41" high (66 cm x 56 cm 104 cm).

Drum:

Holds 100 ft x 3/4" or 5/8" cable.
(30 m x 19 mm or 17 mm)

Drum Removal:

Loosen two knobs, remove bolt, and lift off.

Motor:

1/2 hp with capacitor, forward-off-reverse switch,
20 ft. power cord and ground fault circuit interrupter.
3/4 hp motor optional.

Load Speed:

170 rpm.

Foot Switch:

Pneumatic, with no electrical contact between pedal and motor.

Power Cable Feed:

Drives and retracts at variable speed of up to 20 ft. per minute.

Wheels:

10" Heavy-duty wheels with roller bearings.

Stair Climbers:

Heavy-duty V-belts running on nylon rollers.

Wheel Brake:

Keeps machine in place on the job or in the truck.

Truck Loading Wheel:

Enables one person to lift machine onto bed of truck.

Tool Box:

Attached to rear of machine. Holds all cutters except
Flexible leader.

Leather Gloves:

With double-reinforced palm for hand protection when guiding cable.

Cables:

Left wound Flexicore® wire rope center 3/4" diameter for
4" to 10" lines and 3" lines without sharp bends; 5/8" diameter
for 3" to 6" lines.

Cutters:

See Parts and Accessories on page 30.



Speedrooter XL[®]


Long Distance Power – Easy Drum Changes

With easily interchangeable drums, the Speedrooter XL gives you long distance clog-busting power in 3" to 10" lines – up to 200 feet. The rugged, easy-to-manuever Speedrooter XL sports a powerful 3/4 hp motor to drive the cable down longer runs and clear tough stoppages.

Change drums to add cable lengths or swap cable sizes with ease. Switch between 3/4" or 5/8" Flexicore cables in the large drum – General's see through inner cage lets you quickly gauge how much cable remains – or substitute the small drum with 100 feet of 1/2" Flexicore cable for smaller lines.

The variable speed Power Cable Feed offers raw driving and pulling power for long, tough jobs. To adjust to each cable size, simply turn a knob on top of the feed – no screwdriver required!

One person can load the Speedrooter XL onto a truck. The machine's frame slides smoothly from the loading wheel, to the handle, to the stair climbers, and finally to the wheels. The adjustable height, sweep-back handles also provide maximum maneuvering leverage.



Flexicore[®] Cable



Wire Rope Center Construction

Heavy gauge wire is coiled tightly around 49-strand wire rope and then heat treated. This cable has unequalled strength and the right amount of flexibility. It's so tough it has a one year warranty against defect or breakage.

Flexicore Patent Nos. 2,244,735 and 2,849,870



Truck Loading Wheel

One person easily loads the Speedroooter XL onto a truck. The swept-back handles and loading wheel give you the needed leverage.

Small Drum

Holds up to 100 ft. of 1/2" Flexicore cable.

Specifications:

Weight:

115 lbs. (52 kg) without cable.

Dimensions:

26" deep; 22" wide; 41" high, (66 cm x 56 cm x 104 cm).

Large Drum:

Equipped with inner drum cage and distributor tube.
Holds 100 ft x 3/4" or 5/8" cable.

Small Drum (Optional):

Equipped with inner drum and distributor tube.
Holds 100 ft. x 1/2" cable.

Drum Removal:

Loosen three knobs and lift drum off frame. A smaller V-belt is required for the small drum and is standard with the PSXL-A.

Motor:

3/4 hp with capacitor, forward-off-reverse switch,
20 ft. power cord and ground fault circuit interrupter.

Load Speed:

170 rpm.

Foot Switch:

Pneumatic, with no electrical contact between pedal and motor.

Power Cable Feed:

Drives and retracts at variable speed of up to 20 ft. per minute.

Wheels:

10" Heavy-duty wheels with roller bearings.

Stair Climbers:

Heavy-duty V-belts running on nylon rollers.

Wheel Brake:

Keeps machine in place on the job or in the truck.

Truck Loading Wheel:

Enables one person to lift machine onto bed of truck.

Tool Box:

Attached to rear of machine. Holds all cutters except Flexible Leader.

Leather Gloves:

With double-reinforced palm for hand protection when guiding cable.

Cables:

Left wound Flexicore® wire rope center 3/4" diameter for 4" to 10" lines and 3" lines without sharp bends; 5/8" diameter for 3" to 6" lines. 1/2" diameter for 2" to 3" lines.

Cutters:

See Parts and Accessories on page 30.



Maxi-Rooter®

Root Cutting Power Plus Big Capacity

The Maxi-Rooter combines root cutting power and big capacity in a surprisingly portable machine.

A heavy-duty 3/4 hp motor with capacitor start and over-load protection drives a drum that can hold 125 ft. of 3/4" cable or 150 ft. of 5/8" cable. The frame is a tough aluminum alloy.

Look at the portability that goes with that power and capacity. The Maxi-Rooter rolls on 10" ball-bearing semi-pneumatic wheels and has V-belt stair climbers for easier transport up and down stairs.

A truck loading wheel mounted on the handle is almost like having another person helping you when you lift the machine into a truck. In addition, we've made it easy for you to remove the drum if you should want to transport the Maxi-Rooter in two parts.

Maxi-Rooter's power cable feed not only drives the cable into the line but has the pulling power to retract it, even on long, tough runs. Without reversing the cable rotation, you can instantly alter feeding speed to match the resistance in the line. Chew into stoppages as slowly as one inch per minute and retract the cable as quickly as twenty feet per minute.

The Maxi-Rooter has a surprisingly slim 23" profile that lets you work in some very tight spots. You can get the machine through just about any door you're likely to run into, with room to spare.



Another important help to you is a see-through inner drum cage so you can tell how much cable is in the drum. For electrical safety, the foot pedal is air actuated, eliminating electrical contact between pedal and motor. Equally important, a Ground Fault Circuit Interrupter senses current leakage and will shut down the machine before an operator suffers an electric shock.



Lift Handles

For easy truck loading, tip the Maxi-Rooter on its loading wheel, then lift and slide into truck using lift handle on front leg of machine.



Convenient Tool Box

A tool box large enough to hold a set of cutting heads and some tools is built into the back of the Maxi-Rooter.

Flexicore® Cable Wire Rope Center Construction



Heavy-gauge wire coiled tightly around 49-strand aircraft-type wire rope and heat treated.

Has unequalled strength and the right amount of flexibility. So tough it carries a one-year warranty against defect or breakage.

Flexicore Patent Nos. 2,244,735 and 2,849,870

Specifications:

Weight:

136 lbs. (62 kg) without cable.

Dimensions:

27" deep; 23" wide; 42" high, (68 cm x 58 cm x 107 cm).

Drum:

Capacity of 129 ft. (39 m) of 3/4" or 154 ft. (46 m) of 5/8" cable. Includes 4 ft. of drum connecting cable.

Motor:

3/4 hp heavy duty with capacitor start and forward-off-reverse switch; 20 ft. power cord with molded plug (3-wire, 16 gauge) and Ground Fault Circuit Interrupter.

Load Speed: 160 rpm.

Wheels:

10" semi-pneumatic heavy-duty tires with ball bearings.

Wheel Brake:

Locks machine in place on the job.

Foot Switch:

Pneumatic with no electrical contact between pedal and motor.

Power Cable Feed:

Variable speed feed drives and retracts cable at 0-20 ft. per minute.

Leather Gloves:

With double-reinforced palm for hand protection when guiding cables.

Cutters: See page 30.

Cables:

3/4" diameter for 4-10" lines and 3" lines without sharp bends.
5/8" diameter for 3-6" lines.

Cable Guide Tube: See page 32.

Truck Loading Wheel:

Makes it easier to lift machine onto bed of truck.

Tool Box:

Can hold a full cutter set, except for leader.

Stair Climbers:

V-Belts running on nylon rollers.



I-95[®]

It's Three Machines in One

Here's a sectional cable machine that drives 7/8" and 5/8" sections – or even 5/16" cables for small drain work. You switch from 7/8" to 5/8" and back by repositioning the chuck cone. No adapter required. Attach a small drum to the back of the machine to drive smaller cables.

The I-95 gives you power and convenience. The motor is a 1/3 hp capacitor type, so it delivers plenty of torque to the cables. Yet, as soon as you lift the drive handle, the cable stops rotating, so there's no additional torque build up.

You also use the drive handle to carry the machine. And when it's in position on the job, its four point base gives it rock-solid stability. A cutter holder is attached to the back of the I-95, so your cutting heads are always with the machine. A Ground Fault Circuit Interrupter is standard equipment.



Clear 1-1/2" – 2" lines with 5/16" x 25' cable.



Clear 2" – 3" lines up to 125 feet long with 5/8" x 7-1/2' sections or 4" lines up to 150 feet long with 7/8" x 15' sections.



I-95 and Root 66 Accessories



Specifications:

Weight:

39 lbs. (18 kg).

Dimensions:

16" deep; 14" wide; 17" high (41 cm x 35 cm x 43 cm).

Motor:

1/3 hp capacitor type with forward-off-reverse switch, ten-foot power cord, and Ground Fault Circuit Interrupter. Rotates cables at 400 rpm.

Adjustable Chuck:

Has two sets of notches; one for 5/8" cables and one for 7/8" cables. Switch from one to the other in seconds. Pull down handle to engage, lift to stop. Brake stops spinning drums instantly. Chuck handle also acts as lifting handle.

Chuck Jaws:

Drive both 5/8" and 7/8" cables; also grip drum for smaller diameter cables.

Drum:

Drum holds 25 ft. x 5/16" cable for 1-1/2" to 2" lines, or 35 ft. x 3/8" cable for 2" to 3" lines.

Leather Gloves:

With double-reinforced palm, for hand protection when guiding cable.

Cables:

See page 32.

Cutter Sets:

See page 30.



Root 66[®]

Uses Sectional Cables for 1-1/4" thru 4"

The Root 66 is a real advance in sectional cable machine design. No mid-range machine has its versatility and power.

You can drive 5/8" cables for lines up to 3" and 7/8" cables for 4" lines – and you can switch from one to the other in seconds, without touching the jaws, without an adapter, without tools. And for sink drain work, slip on a drum that holds smaller cables.

To operate, just feed a cable into the line and slide the back end into the machine. The excess cable goes into a guide tube. Turn on the sealed motor, press down on the handle, and the Root 66 starts spinning the cable at 400 rpm.

The cable stops rotating as soon as you lift the handle, so there's no additional torque buildup. When using a drum for small drain work, the drum stops turning when you lift the handle to the neutral position.



The Root 66 has a wide four point base for greater stability. Its interlocking tubular construction also gives it excellent durability. To protect the gears from dirt and for easier cleaning, the machine has two internal plastic shields. A Ground Fault Circuit Interrupter is standard equipment.



Includes cable carriers, drum for small drain work, a rear guide hose, and a tool box. (Standard on 7/8" units.)



Optional Dolly

A dolly that clamps onto the Root 66 in seconds.

Specifications:

Weight:

42 lbs. (19 kg).

Dimensions:

16" deep; 14" wide; 17" high (40 cm x 35 cm x 43 cm).

Motor:

Sealed 1/2 hp with forward-off-reverse switch, ten-foot power cord and Ground Fault Circuit Interrupter.

Drum:

Drum holds 25 ft. x 5/16" cable for 1-1/2" to 2" lines, or 35 ft. x 3/8" cable for 2 to 3" lines.

Drip Guards:

Two shields to protect bearings and motor from dirt and moisture.

Clutch:

Pull down two position handle to spin cables at 400 RPM. Lift to stop. Brake stops spinning drums instantly.

Jaws:

Drive both 5/8" and 7/8" cables without adjustment; also grip containers for smaller diameter cables. Keyed for longer life and less slippage.

Leather Gloves:

With double-reinforced palm, for hand protection when guiding cable.

Cables:

See page 32.

Cutter Set:

See page 30.



Model 88™

You Walk While It Works

This machine is almost as easy to operate as a lawn mower. You push eight or ten foot cable sections into the line until you reach some resistance. Then attach the rear cable coupling to the machine, stand behind it, and turn it on. Watch the cable feed itself into the line. When a section has run into the drain, attach another one and keep going. This self-feeding feature also works to pull sections out of the line.

The Model 88 handles jobs up to 200 ft. long in lines from 3" to 10" diameter. A standard 3/4 hp capacitor motor supplies plenty of power, and an adjustable safety clutch protects cables and operator against sudden torque build-ups. Sections come in two styles: all-purpose Flexichain, which has a chain center, and the stiffer Proflex, which has a spring center. A chain assures easier cable retrieving if the Flexichain spring should break. The inner spring in the Proflex gives it greater stiffness, which is desirable on long or tough jobs. The outer spring is right-hand wound for faster self-feeding.

Both types of couplings snap together in a second and are taken apart quickly with a spanner wrench or screw driver. With the newer "G" connector, no tension is on the locking pin when running in reverse, making it a more durable coupling. Snap on the 78L-CDC optional adapter, and you can use 6 ft. x 7/8" cables (6L78) to clear smaller lines.



Sectional Cables



Flexichain®
with "G" Connector



Proflex®
with "L" Connector

Eight and ten foot "Cable Saver" sections for the Model 88 come in the all purpose Flexichain which has a chain center, and a stiffer Proflex which has a spring center. Proflex is also available with a heavier duty 5/8" spring center. See page 32.



Automatic Safety Clutch

Protects cable and operator in case the cable should get caught in the line. Factory set at 18 – 20 ft. lbs. but can be adjusted easily for very heavy jobs or longer runs.



Cable Feeding Tool

It enables cable to get around tight bends and traps by taking advantage of open-wound design of cables. Note that operator controls machine by using power switch in foot pedal mode.



Pneumatic Power Switch

Air-actuated for safety. There is no electrical connection between switch and motor. Switch can be removed from handle and used as a foot pedal when working with the cable feeding tool.

No Wrench Coupler

G-CDC Cable Drive Coupler is standard on Model 88 units shipped with sections having "G" couplings. Faster uncoupling at the machine because large knurled ring can be opened instantly without wrench.



Specifications:

Weight:

80 lbs. (36 kg) without cables.

Dimensions:

21" wide x 16" high with handle folded down.
(53 cm x 41 cm)

Motor:

3/4 hp with capacitor and 20 ft. power cord with Ground Fault Circuit Interrupter; rotates 1-1/4" diameter cables at 500 rpm.

Gear Head:

Rugged cast iron body, ball bearings, cut gears.

Wheels:

10" rubber rear wheels, 6" solid rubber caster wheel.

Combination Hand or Foot Operated Power Switch:

Air activated for safety; no electrical connection between motor and switch; can be used as hand or foot switch.
Eleven foot air hose.

Power Switch:


Has an "off" position to de-activate the control switch.

Adjustable Safety Clutch:

Factory set at 18 - 20 ft. lbs. Protected by a tamper-resistant snap-on cover.

Folding Handle:

Reduces truck storage space. Flips down in a second but is completely secure in operating position.

See pages 30 – 32 for information on cables and cutters. 

Rodrunner®

Self-Feeds Reinforced Sectional Cables

The Rodrunner offers all the features that contractors like in a sectional sewer cleaner – light weight, high speed cable rotation, and short, quick-coupling cables.

Two Way Operation

Set the Rodrunner up close to the drain opening, or on easier jobs where you have some working room, you can run the machine “lawn-mower” fashion, standing behind the machine.

For close-up work, the wheel brake is set, the power switch is placed next to the machine as a foot switch, and the cable guide hose is attached. Now, the Rodrunner is ready to handle the toughest stoppages in 3-10" lines, as far as 200 feet away.

A heavy-duty 3/4 hp motor with capacitor and overload protection spins cable at 700 rpm, an ideal speed for self-feeding into the line while protecting the cable against sudden torque

build-ups. For additional protection, the Rodrunner has an adjustable slip clutch, factory set at 18 – 20 ft. lbs.

An optional set of jaws (R-R10AD) enables the Rodrunner to drive 15 ft. x 7/8" (15R10) cables to clear smaller lines.



Specifications:

Weight:

90 lbs. (41 kg).

Dimensions:

22" wide x 19" high with handle folded down (56 cm x 48 cm).

Motor:

Heavy-duty 3/4 hp with capacitor and 20 ft. power cord rotates cables at 700 rpm. Optional 1 hp motor available. Equipped with Ground Fault Circuit Interrupter.

Wheels:

10" rear wheels, 5" caster wheel.

Wheel Brake:

Locks rear wheels in place or releases them in an instant.

Combination Hand or Foot Operated Power Switch:

Air activated for safety; no electrical connection between motor and switch; can be used as hand or foot switch. 11 foot air hose.

Twin V-Belts:

For better power transmission.

Safety Clutch:

An adjustable spring-loaded clutch is mounted at the rear of the cable drive shaft. Accessible without removing machine housing.

Chuck Handle:

Clamps on cable or acts as “dead-man’s throttle”.

Cable Counter:

Manually operated, to record number of cables in line.

Rear Cable Guide Hose:

To limit cable whipping behind machine.

Folding Handle:

Reduces truck storage space.

Cable Sections and Cutters:

 See page 30 – 32.

Rodrunner Model E[®]

Drives Municipal Rods or Sectional Cables

The gasoline powered Rodrunner Model E is ideal for cleaning long runs up 500 ft. down the line. It can be coupled to either 10 ft. sectional cables to clear up to 14" lines, or 5/16" municipal rods to clear up to 24" in diameter. The operator stands behind the machine and walks the cable or rods into the line.

It's driven by a powerful 208 cc Briggs and Stratton engine. Drive speed is set at 100 to 200 rpm for municipal rods or 200 to 400 rpm for sectional cables.

The "hot-shift" transmission lets you switch from forward to reverse without the need for a clutch. The long gear shift lever is within easy reach of the operator.

And features like the 3/4" drive chain and safety slip clutch to protect the cables and rods against excessive torque build-up mean low maintenance.



E-MRDC

The municipal rod drive coupler doesn't need a wrench to couple and uncouple with the rods. Just pull back on the collar to grip or release the coupling.



EG-CDC

The sectional cable drive coupling for "G" cables doesn't need a wrench either. Just turn the knurled ring to lock the cable coupling in place.

Specifications:

Weight:

185 lbs. (84 kg).

Dimensions:

29" wide x 44" long x 40" high (74 cm x 112 cm x 102 cm).
Handle is removable for easy storage.

Engine:

208 cc Briggs and Stratton 4 cycle.

Transmission:

Snow and Nabstedt reversing "hot-shift" transmission drives 3/4" roller chain. No clutch needed.

Speed Range:

From 100 rpm to 200 rpm for municipal rods; 200 rpm to 400 rpm for sectional cables..

Safety Slip Clutch:

Protects against excessive torque being applied to cable or rods. Easily adjustable.

Coil Spring Sections:

1-1/4" x 10 ft. long with inner spring to handle torque better than hollow cables.

Cable Sections and Cutters:

See page 30 – 32.

Municipal Rods and Cutters:

See page 58.

Cutters



AH
Arrow Head Starting Drill
For 5/16", 3/8", 1/2" and 9/16" cable.



1-1/4" SCB
1-1/4" Side Cutter Blades
For cutting and scraping.
For 5/16" and 3/8" cable.



1/4" and 5/16" Down Head
Leads cable down the stack – not up.
For 1/4" and 5/16" cable.



1/4" and 5/16" Double Down Head
For especially difficult bends.
For 1/4" and 5/16" cable.



FAH
Flexible Arrow Head
For sharp turns in small lines.
For 5/16" and 3/8" cable.



DHGB
Down Head Boring Gimlet
Goes down waste, not up the stack.
For 5/16" and 3/8" cable.



BG
Boring Gimlet
For removing loose objects.
For 5/16" and 3/8" cable.



DHF – Down Head Fitting
Can be used with all standard Handylectric cutters.
For 5/16" and 3/8" cable.



1CG and 1-1/2CG Clog Chopper
Clears debris, scale, and crystallized urine. For 5/16" and 3/8" cable.



LE-1 – Small Flexible Leader
Attach to 1/2" wire rope center snakes to go through "P" traps and other close bends. For 3/8", 1/2" and 9/16" cable.



RTR-1
Small Corkscrew Retrieving Tool
For removing loose objects.
For 3/8", 1/2" and 9/16" cable.



1-1/2 UC
1-1/2" U-Cutter
For cutting and scraping.
For 3/8", 1/2" and 9/16" cable.



2UC
2" U-Cutter
For cutting and scraping
For 1/2", 9/16", 5/8" and 3/4" cable.



SCB – Side Cutter Blades (Two Piece Set)
For cutting and scraping.
Furnished in 2", 3", and 4" sizes.
For 1/2", 9/16", 5/8" and 3/4" cable.



RSB
Rotary Saw Blades (Two Piece Set)
For cutting and scraping.
Furnished in 3" and 4" sizes. For 1/2" and 9/16" cable.



2CG and 2-1/2CG Clog Chopper
Clears debris, scale, and crystallized urine. For 1/2", 9/16", 5/8" and 3/4" cables.



For 5/8" and 3/4" Cable Machines

SHD
Spear Head Starting Drill



RTR-2
Corkscrew Retrieving Tool
For removing loose objects.



HDSC
Heavy Duty Side Cutters
In 3" and 4" sizes.



UC
2", 3", and 4" U-Cutters
For cutting and scraping.



SCB
Side Cutter Blades
For cutting and scraping.
Furnished in 3" and 4" sizes.



RP-2
Root Ripper™
Heavy spring screws into root mass, while front hook tears into stoppage. Passes through 4" "P" Traps.



RSB
Rotary Saw Blades
For roots and other stoppages.
Furnished in 3" and 4" sizes.
For 5/8" and 3/4" cables.



3-6HDEC
Heavy Duty 3" to 6" Expansion Cutter
Can pass through 3" pipe to reach and clean 6" pipe. Can be put through 4" P-traps.



4-6 SAC
Self Adjusting 4" to 6" Side Cutter Blades
Can pass through 4" pipe to reach and clean 6" pipe.



3CG and 4CG
Clog Choppers
Maneuverable cutters clears roots, debris, and scale. Available with connector to match General or other brands.



HDB
Heavy Duty Saw Blades
For roots and other stoppages.
Furnished in 3", 4", and 6" sizes.



LE-2 – Large Flexible Leader
Used with both 3/4" or 5/8" wire rope center cables to go through "P" traps and other tight bends.



LE-3 – Large Flexible Leader
Used with both 3/4" or 5/8" wire rope center cables to go through "P" traps and other tight bends.



DUC and DHSC
Spider Cutters™
Cuts coming and going.
Available in 3" and 4" sizes.





Cutter Set for 7.5R7, 7.5R8 – 5/8" Sectional Cables



R-AH
Arrow Head Starting Tool



R-BG
Boring Gimlet
For removing loose objects.



R-1-1/2 UC
1-1/2" U-Cutter
For cutting and scraping.



R-RTR-1
Corkscrew Retrieving Tool
For removing loose objects.

Cutter Set for 15R10 – 7/8" Sectional Cables



R-HA-10
Hook Auger For breaking up stoppage and retrieving.



R-SHD-10
Spear Head



R-2UC-10
2" U-Cutter
For cutting and scraping.



R-3UC-10
3" U-Cutter
For cutting and scraping.



R-RTR-10
Corkscrew Retrieving Tool
For removing loose objects.

Rodrunner/Model 88 Standard Cutter Set

Note all cutters illustrated with "G" connector.
If ordering with "L" connector, drop "G" prefix and substitute "L". For example: L-SHD.



G-SHD
Spear Head



G-2UC
2" U-Cutter



G-3HDSC
3" Heavy Duty Side Cutter



G-4RSB
4" Rotary Saw Blade



G-3HDB
3" Heavy Duty Saw Blade



G-RTR2
Retrieving Tool



CW - Coupling Wrench
(Fits both "G" and "L" connectors.)



G-HA
Hook Auger

Rodrunner/Model 88 Accessories



G-SC
Spade Cutter
Wide blade with sharp edge.



G-CA
Cutter Adapter
Converts all cutters on page 30-31 for use with "G" connectors.



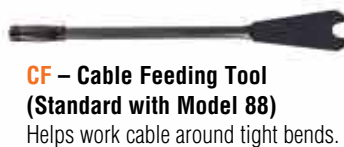
WCC
Wheeled Cable Carrier
Holds five 10-ft. sections.




CC
Cable Carrier
Holds five 10-ft. sections.



G-FSH
Flex-Spear
Good in 4" "P" traps.



CF - Cable Feeding Tool (Standard with Model 88)
Helps work cable around tight bends.



G-CL
Cutter Leader
Adds flexibility to front of Proflex cables.

ClogChopper®

Revolutionizes Drain Cleaning



Rip through tough stoppages with the unique ClogChopper multi-function cutting tools. Six self-sharpening blades dig into encrusted debris and root masses, easily grinding up stoppages, scale, and crystallized urine, without risking pipe damage.

The spherical design maneuvers around tight bends and traps, thoroughly and safely cleaning metal, plastic, and clay pipes. As it spins it also self-sharpens as it scrapes along the pipe walls. It's excellent for clearing stacks, downspouts, mains, as well as for drain lining jobs.

General offers a variety of sizes, and connector options, including for our drum type cables and sectional G connectors, as well as for Ridgid® and Electric Eel® connectors.

General's ClogChoppers are:

- **Maneuverable.** The perfectly balanced ClogChopper automatically negotiates multiple, tricky bends – maintaining a central line position and minimizing pipe wall, elbow, connection and joint damage.
- **Efficient.** With “all surface” cutting edges, ClogChopper clears clogs and scrapes encrusted debris from inner walls – into and out, all in one operation. The six inverted cutting edges run smoothly, without rattling or jumping.
- **Economical.** Durable enough to handle years of demanding use in residential and commercial applications, ClogChopper actually self-sharpens while working.
- **Versatile.** General offers ClogChopper connectors for most popular brands of drain cleaning machines.



Cat # 4CG
4" ClogChopper



Cat # 2CG
2" ClogChopper

ClogChopper Models

Catalog Number	Cutter Size	For Pipe Size	For Cable Size
1CG	1"	1-1/4" – 2"	5/16" and 3/8" cables
1-1/2CG	1-1/2"	1-1/2" – 3"	3/8", 1/2" and 9/16" cables
2CG	2"	2" – 4'	1/2", 9/16", 5/8" and 3/4" cables
2-1/2CG	2-1/2"	3" – 4'	5/8" and 3/4" cables
3CG	3"	4" – 6'	5/8" and 3/4" cables
4CG	4"	6" – 10'	5/8" and 3/4" cables

* Use prefix “G” for G connectors, “L” for L connectors, and “R” for R connectors

Accessories

Snake Oil Plus™

Rust inhibitor and deodorizer protects your sewer cables and equipment. Keeps debris from sticking by creating a virtually non-stick surface. Great for use on concrete and construction equipment, and more. Lemon Scented—100% Biodegradable—Eco Friendly.



Catalog Number	Description
SOQ	1 Quart w/Sprayer
SOG	1 Gallon
SOG-S	1 Gallon w/Sprayer

GT Cable Guide Tube

Adds safety when you can't get machine close to drain opening. 30" long x 1-1/4" diameter spring.



GTE Guide Tube Extension

Five foot extension attaches to the Cable Guide Tube. Made of 40" conduit with 24" spring end.



MGT Manhole Guide Tube

Supports drain cables in manholes. Adjusts from 6'2" to 9'4". 4'4" extensions available.



SIG

Splash/Impact Goggles

Can be worn over glasses.

QF "Quick Fix" Repair Coupler



Just screw on tightly and it won't come off. For 1/2", 9/16", 5/8", and 3/4" sizes.

FC Butt-Weld Connector



Passes through automatic feeds. No need to adjust feed. For 5/8", and 3/4" sizes.

FC-O Cup Type Connector



Sheath fits over cable for easier repairs. For 5/16", 3/8", 1/2", 5/8" and 3/4" sizes.

RS Repair Sleeve



In 3/8", 1/2", 5/8", and 3/4" sizes.

Cables

Flexicore® Cable

Wire Rope Center Construction

Heavy-gauge wire coiled tightly around 49-strand aircraft-type wire rope and heat treated. Has unequalled strength and the

right amount of flexibility. So tough it carries a one-year warranty against defect or breakage.

Flexicore Patent Nos. 2,244,735 and 2,849,870



General Flexicore® Cable with Male and Female Connector

Sectional Cables

Sectional cables for the Root 66, I-95, Model 88 and Rodrunner snap together in a second and are taken apart quickly with a coupling wrench or key. The open coils screw into the line making it easier to clear long lines with less effort. They come in all-purpose Flexichain which has a chain center, or stiffer Proflex which has a spring center, and a hollow style. They're available in a variety of lengths and connectors for General and competitive brands. With the more recently developed "G" connector, no torque is put on the locking pin when running in reverse, making it a more durable coupling.



Flexichain® Section



Proflex® Cable



"G" Connector Pat. No. 3094011



"L" Connector



15R10-P Proflex® Cable

JM-1000 Electric Water Jet

Mini Jet – Mini Price

The lightweight, compact JM-1000 Mini-Jet gives you 1500 psi of cleaning power, yet weighs just 23 lbs. Clear grease, sand, and ice from 1-1/2" to 3" lines. The pump and motor assembly are safely contained in a rugged metal diamond plate case that can handle abuse in the field.

Water jets use a stream of high pressure water that hits the stoppage and flushes it away. The thrust of the nozzle drives the hose down the line and gives you wall to wall cleaning action.

Pulse helps the hose slide around tight bends and farther down the line. This is what separates General's Jet-Set from ordinary pressure washers. It breaks the initial tension between the surface of the hose and the walls of the pipe, increasing cleaning power.

The JM-1000 Mini-Jet generates 1500 psi at 1.4 gpm, yet pulls only 13 amps. The pump and motor are enclosed in a metal housing and protected by a 3-wire Ground Fault Circuit Interrupter.

A Water Sensor detects the moving water and automatically shuts off the motor if water isn't flowing through the pump to protect the unit from damage.

Pound for pound and dollar for dollar, the Mini-Jet is a great (and small) investment.



The lightweight, compact Mini-Jet weighs just 23 lbs. so it's small enough to store conveniently in your truck.



Specifications:

Pump:

Triplex with pulse.

Motor:

1.2 hp 13 amp w/3-wire GFCI.

Dimensions:

24" L x 10.5 W x 11" H
(61 cm x 27 cm x 28 cm).

Pressure:

1500 psi.

Hose Capacity:

Up to 75 ft. x 1/8".

Flow:

1.4 gpm.

Weight:

23 lbs. (10 kg) without hose.

JM-1450 Electric Water Jet

Compact! Portable! Powerful!

The powerful JM-1450 electric water jet gives you as much pressure as you can get from an electric jet. It generates 1500 psi at 1.7 gallons per minute, yet only pulls 13 amps. It's powered by a 1-1/2 hp dual capacitor enclosed motor with an in-line ground fault circuit interrupter.

The JM-1450 features Vibra-pulse® on demand to help the hose slide around tight bends in small lines. This unique feature allows the flow rate to remain the same whether Vibra-pulse is on or off.

The JM-1450 is compact and portable. With an overall height of 31", the machine fits easily in the limited storage space of a contractor's truck. Need to be more compact? Simply remove the easily detachable hose reel and the height drops to just 14". The telescoping handle makes it easier to roll the machine to and from the job site.

A removable 150 ft. capacity hose reel with drag brake and swivel is mounted on a heavy duty frame with two 8" semi-pneumatic tires. Complete with tool box. Standard safety features include a thermal relief valve to protect the pump from heat damage, along with a back flow check valve and inlet filter. An optional spray wand is available.

Slide-out Handle

Convenient handle and eight inch wheels make it easy to roll the machine to and from the job.

Vibra-pulse®

This is what separates General's Jet-Set from ordinary pressure washers. Vibra-pulse breaks the initial tension between the surface of the hose and the walls of the pipe, helping the hose slide around tight bends and propel itself farther down the line. Vibra-pulse® increases the cleaning power of electric jets, and is particularly useful in jetting around bends in small drain lines.



Specifications:

Pump: Triplex w/Vibra-pulse®	Reel Capacity: 150 ft. x 1/4" hose
Pressure: 1500 psi	Weight: 111 lbs. (50 kg)
Flow: 1.7 gpm	Dimensions: 28" L x 15" W x 31" H (14" H w/o Reel)
Motor: 1-1/2 hp 13 amp w/GFCI	(71 cm x 38 cm x 79 cm)



Hose reel

It detaches in seconds, to make the jet more compact and portable.



JM-2900 Gas Water Jet

Big Machine Power at a Bargain Price

The JM-2900 is an economical alternative to larger gas jets. It's lighter and more maneuverable, yet maintains the same pressure and flow rate of its big brothers. It's driven by a 389 cc Honda engine connected directly to a 3000 psi, 4 gallon per minute triplex pump with Vibra-pulse® on demand. The 200 ft. capacity hose reel with drag brake, reel lock, and swivel is mounted on a very maneuverable heavy duty frame with two, ten inch "Flat-Free" foam core tires. A passive brake keeps the machine solidly positioned on the job. Standard safety features include a thermal relief valve to protect the pump from heat damage, along with a back flow check valve and inlet filter. Complete with tool box. An optional spray wand is available.



Specifications:

Pump:

Triplex w/Vibra-pulse®.

Pressure:

3000 psi.

Flow:

4 gpm.

Engine:

389 cc w/Low oil shut off.

Hose Reel:

Swivel, drag brake, and reel lock,
200 ft. x 3/8" hose capacity.

Weight:

180 lbs. (82 kg).

Dimensions:

28" L x 28" W x 43" H
(71 cm x 71 cm x 109 cm).



JM-3000 Gas Water Jet

Solid Performance in the Toughest Conditions

Built to take heavy use and abuse, the powerful JM-3000 is great for clearing large lines and long runs. A heavy duty 3000 psi, 4 gpm triplex pump with Vibra-pulse® on demand is driven by a reliable 389 cc Honda engine with electric start through a 2 to 1 gear reducer to extend the life of the pump.

The JM-3000 is well balanced for easy handling. With little effort, you can tip the machine back on its rear wheels to more easily maneuver it into position.

A removable 300 ft. capacity hose reel with drag brake, reel lock, and swivel is mounted on the heavy duty frame with four, 13 inch "Flat-Free" foam core tires. A wheel brake keeps the machine solidly positioned on the job.

Standard safety features include a thermal relief valve to protect the pump from heat damage, along with a back flow check valve and inlet filter. Complete with tool box, chemical injector, and spray wand with trigger.



Specifications:

Pump:

Triplex w/Vibra-pulse®.

Pressure:

3000 psi.

Flow:

4 gpm.

Engine:

389 cc w/Low oil shut off, electric start, and gear reducer.

Hose Reel:

Removable, swivel, drag brake, and reel lock, 300 ft. x 3/8" hose capacity.

Weight:

291 lbs. (132 kg).

Dimensions:

43" L x 29" W x 49" H
(109 cm x 74 cm x 124 cm).

JM-3055 Gas Water Jet

The Most Flow You Can Get Without a Holding Tank

The JM-3055 has the power to clear your most stubborn stoppages, including grease, sand and ice. Its 3000 psi, 5.5 gpm triplex pump has the thrust to pull the hose down long runs, the pressure to cut through tough stoppages, and the flow to flush them away. In fact, the JM-3055 has the highest flow rate available without requiring a holding tank. It's driven by a 480 cc Briggs and Stratton Vanguard engine with electric start. The pump features Vibra-pulse® on demand to help the hose slide around tight bends and down long runs.

The JM-3055 is well balanced so that with little effort, the machine can be tipped back on its rear wheels to more easily maneuver it into position. A removable 300 ft. capacity hose reel with drag brake, reel lock, and swivel is mounted on a heavy duty frame with four, 13 inch "Flat-Free" foam core tires. A wheel brake keeps the machine solidly positioned on the job. Standard safety features include a



thermal relief valve to protect the pump from heat damage, along with a back flow check valve and inlet filter. Complete with tool box, and spray wand with trigger.



Specifications:

Pump:

Triplex w/Vibra-pulse®.

Pressure:

3000 psi.

Flow:

5.5 gpm.

Engine:

480 cc w/Low oil shut off, electric start, and gear reducer.

Hose Reel:

Removable, swivel, drag brake, and reel lock, 300 ft. x 3/8" hose capacity.

Weight:

299 lbs. (135 kg).

Dimensions:

43" L x 29" W x 49" H (109 cm x 73 cm x 124 cm).

JM-3080 Gas Water Jet

Get High Water Flow Without a Trailer

The JM-3080 gives you the increased cleaning power of 8 gpm without risking pump damage if your water supply can't match the pump demand. A 12 gallon buffer tank gives you the safety margin you need when using a high flow water jet to clear larger and more difficult lines. A 614 cc Honda engine with electric start drives a 3000 psi pump through a 2 to 1 gear reducer. The pump features Vibra-pulse® on demand, to help propel the hose on long runs and around tight bends.

Surprisingly agile for a machine of its size, the JM-3080 is precisely balanced so that with little effort, the machine can be tipped back on its rear wheels to more easily maneuver it into position.

A removable 300 ft. capacity hose reel with drag brake, reel lock, and swivel is mounted on a heavy duty frame with four, 13 inch "Flat-Free" foam core tires. A wheel brake keeps the machine solidly positioned on the job. Standard safety



features include a thermal relief valve to protect the pump from heat damage, along with a back flow check valve and inlet filter. Complete with tool box, and spray wand with trigger.



Specifications:

Pump:

Triplex w/Vibra-pulse®.

Pressure:

3000 psi.

Flow:

8 gpm.

Engine:

614 cc w/Low oil shut off, electric start, and gear reducer.

Hose Reel:

Removable, swivel, drag brake, and reel lock, 300 ft. x 3/8" hose capacity.

Weight:

375 lbs. (170 kg).

Dimensions:

43" L x 29" W x 56" H (109 cm x 74 cm x 142 cm).

JM-2512 Typhoon® Water Jet

Big Cleaning Power in a Tough New Package

The JM-2512 Typhoon® trailer jet is ideal for clearing big lines or remote jobs far from a water source. Twelve gallons of water pulsates down the line every minute at a powerful 2500 psi to blast lines clear of grease, sediment, and debris. The 200 gallon holding tank carries enough water to handle remote applications where access to water is limited.

A 690 cc Honda engine with electric start powers the 2500 psi, 12 gpm pump with Vibra-pulse® through a V-belt reducer. Two hose reels – an electric rewind jet hose reel with 400 ft. x 1/2" capacity featuring a variable speed controller, and a supply hose reel carrying 150 ft. x 3/4" hose – are mounted at the rear of the unit next to the pressure gauge and output valve. Engine controls, including an hour meter, are mounted within easy reach in the lockable tool box with slide action doors just below the reels.

The Typhoon is mounted on a heavy duty trailer rated for 3500 lbs. per axle with bearing buddies, and rides on 15" radial tires with modular wheels. A splash guard at the front protects the pump and engine from road debris. The body is protected by a durable powder-coated epoxy finish for added weather protection.



Standard safety features include electric brakes, safety strobe light, three safety cones with holder, rear fold down stabilizer jacks, and retractable guide arm. An anti-freeze system protects the unit from freeze damage. Complete with spray wand and trigger.




Remote control panel protected inside locked toolbox.



Easily accessible Variable Speed rewind control, along with pressure gauge and output valve mounted between hose reels.





Specifications:

Pump:

Triplex w/Vibra-pulse®

Pressure:

2500 psi

Flow:

12 gpm

Engine:

690 cc Honda w/Low oil shut off, electric start, and V-belt reducer

Tank Capacity:

200 Gallons

Jet Hose Reel:

Electric variable speed rewind, swivel, 400 ft. x 1/2" hose capacity

Supply Hose Reel:

Manual, swivel, drag brake, and reel lock, 150 ft. x 3/4" capacity

Safety Features:

Electric brakes, safety strobe light, three safety cones with holder, rear fold down stabilizer jacks, and retractable guide arm

Weight:

1900 lbs. Empty; 3300 lbs. Loaded

Trailer Dimensions:

153" L x 82" W x 65" H
(388 cm x 208 cm x 165 cm)

Skid Mount Dimensions:

106" L x 64" W x 46.5" H
(269 cm x 162 cm x 118 cm)

High Performance Nozzles

The Typhoon's High Performance Nozzles incorporate patented fluid mechanics that significantly increase thrust, pulling power, and cleaning power without needing to increase water flow or pressure.



Jet-Set[®] Accessories

CM-300 Cart-Reel™

The optional Cart-Reel is a must for professionals. It lets you use the power of the gas jet in buildings and confined spaces where exhaust fumes could be hazardous, while the gas jet stays safely outside. The Cart-Reel comes with two, 10 inch "Flat-Free" foam core tires, 300 ft. capacity hose reel, reel brake, gauge, and a shut-off valve.



HM-200-W Handy-Reel™ with Foot Pedal

For use with any jet, the compact 200 ft. capacity Handy-Reel can be attached to a gas jet so you can use the power of the gas jet inside a building. Or it can be taken up on a roof to clear vents while your jet sits securely on the ground. Comes with Foot Pedal for added safety.



FM-1 Foot Pedal

The foot pedal gives you added safety. Water flows when you step on the pedal and stops when you lift your foot, so you have both hands free at all times to control the hose.



Spray Wands

Get a spray wand and use your jet for high pressure washing and cleaning applications.

Spray wands are made from durable components. The triggers have a light touch, yet can withstand rough usage. The wands are insulated and designed for use with a down stream soap injector. A variety of stainless steel nozzles are available.



Jet-Set[®] Nozzles and Hoses

Nozzles

Whether you're up against grease, sand, or ice, there's a General nozzle that will cut through it. Some are designed for maximum penetrating power, some are designed to pressure wash the pipe walls, and some are designed to go around sharp bends. All of General's nozzles are made of hardened stainless steel to last longer.



Powerful penetrating nozzle cuts through grease and ice.



Wide spray flushing nozzle cleans inside of pipe thoroughly.



Spring Leader nozzle helps guide hose around tight bends and P-traps.



Downhead nozzle takes hose down tees and around difficult corners.

Rotary Nozzles

Make sure you leave the lines crystal clear with General's rotary nozzles. The JN-RB heavy duty hardened stainless steel rotary nozzles have two 90 degree jets to scour the walls of the pipe, and two 35 degree jets to drive the hose down the line. The less expensive JN-RA hardened steel rotary nozzles have two 45 degree jets for combined thrust and cleaning action.



Chain Saw Nozzle™

Rip through roots with the Chain Saw Nozzle. Lengths of chain can quickly and easily be switched for different diameter pipes. Spins at up to 10,000 RPM



■ 1/2" nozzle works well in combination with the 12 gpm Typhoon trailer jet to clear 4", 6", 8", and 10" lines.

■ 3/8" nozzle is available in 4, 5.5, and 8 gpm models to clear 4", 6", and 8" lines.

High Performance Nozzles

General's High Performance Nozzles incorporate patented fluid mechanics that significantly increase thrust, pulling power, and cleaning power without needing to increase water flow or pressure. These nozzles are custom machined to redirect the water through highly efficient inner surface channels directed toward each orifice. The nozzles have replaceable threaded inserts at each orifice, so when the nozzle wears, you only have to replace the inserts, not the whole nozzle.



Hoses

Tough high pressure jetting hose comes in a variety of lengths and diameters. Use the 1/2" ID hose for main lines and long runs at distances up to 400 ft. Use the 3/8" ID hose for clean outs, 4" through 8" floor drains, and septic lines at distances up to 300 ft. With the 1/4" ID hose, you can clear 2" through 4" lines up to 200 ft. away. And the Super-Flex™ 1/8" hose has the flexibility to get through 1-1/2" and 2" lines and bends up to 75 ft. down the line.

Gen-Eye POD®

Now With Wi-Fi inside

Always easy on your back *and* your budget, the versatile Gen-Eye POD® video pipe inspection system now features Wi-Fi inside. Wi-Fi lets you use your own tablet or smartphone to record the inspection and send it to your customers on the spot or back at the shop.

The lightweight, compact Gen-Eye POD combines camera, reel and monitor in an all-in-one package. You get a large 7" LCD color monitor in a padded case mounted on a flexible gooseneck that swivels to give you the best viewing angle, wherever you're working.

Just grab it and go! The full size Gen-Eye POD features a color self-leveling camera and 200 ft. of Gel-Rod® for troubleshooting 3" to 10" drain lines. The compact MINI-POD carries 125 ft. or 175 ft. of push-rod and color self-leveling mini-camera for inspecting 2" to 3" drain lines. The tough steel frame can be operated vertically or horizontally, so you can handle nearly any application.



Can be operated vertically or horizontally



There's lots more, like the LED Dimmer Control, both AC and DC power cords, 2", 3" and 6" Trap Skids, and a 512 Hz transmitter. A video out connection lets you record on an external device.

Gen-Eye POD Units with Wi-Fi – for 3" to 10" lines

SL-GPW-E

POD with Wi-Fi, plus 200 ft. Gel-Rod, Self-Leveling Color Camera, and Sonde.

SL-GPW-F-2

Same as SL-GPW-E, plus Hot Spot Locator with Padded Bag.

Gen-Eye MINI-POD with Wi-Fi for 2" to 3" lines

SL-GPW-A

MINI-POD with Wi-Fi, plus 125 ft. Gel-Rod, Self-Leveling Color Camera, and Sonde.

SL-GPW-B-2

Same as C-GPW-A, plus Hot Spot Locator with Padded Bag.

SL-GPW-C

MINI-POD with Wi-Fi, plus 175 ft. Gel-Rod, Self-Leveling Color Camera, and Sonde.

SL-GPW-D-2

Same as C-GPW-C, plus Hot Spot Locator with Padded Bag.

Gen-Eye X-POD[®]

Inspection Results in a Flash!



The Gen-Eye X-POD video pipe inspection system features a powerful Command Module loaded with lots of great stuff. Always easy on your back and your budget, the versatile Gen-Eye X-POD includes a USB port to record on a flash drive.

The lightweight X-POD combines camera, reel and monitor into a compact package. It's packed with features like a big 7" LCD color monitor for crisp, clear pictures, one-touch recording, digital zoom, voice-over recording, date and time stamp, and flash drive capacity indicator. The adjustable mount lets you set the monitor for the best viewing angle, wherever you're working.

The Command Module also includes a 3 ft. Probe Rod with color camera for inspecting duct work, furnaces, crawl spaces and more. Three adapters are included to improve your viewing angle or to retrieve objects.

Just grab it and go! The full size X-POD features a self-leveling color camera and 200 ft. Gel-Rod[®] for inspecting 3" to 10" drain lines. The compact Mini-Reels carry 100 ft. or 200 ft. of Gel-Rod[®] with mini self-leveling camera for trouble shooting 2" and 3" lines. The rugged steel frames and reels include a drag brake and reel lock. Full size reels include 10" wheels to more easily roll the camera to and from the job.

Gen-Eye X-POD Units – for 3" to 10" lines

SL-GX-E

Includes GX-500 Command Module, SL-GL-200 reel with Self-Leveling Color Camera, Docking Kit and 2, 3, & 6" skids.

SL-GX-F

Same as SL-GX-E, plus GL-100 Hot-Spot Locator.

Gen-Eye MINI X-POD Units – for 2" to 3" lines

SL-GX-A

Includes GX-500 Command Module, SL-M-GL-100 reel with Mini Self-Leveling Color Camera, Docking Kit and 2 & 3" skids.

SL-GX-B

Same as SL-GX-A, plus GL-100 Hot-Spot Locator.

SL-GX-C

Includes GX-500 Command Module, SL-M-GL-200 reel with Mini Self-Leveling Color Camera, Docking Kit and 2 & 3" skids.

SL-GX-D

Same as SL-GX-C, plus GL-100 Hot-Spot Locator.

Gen-Eye USB®

Premium Video Pipe Inspection System



The Gen-Eye Series USB-W packs the features of the Gen-Eye SD Series into a compact package, plus a USB port to record on a flash drive and Wi-Fi inside. It has up to 128 GB of USB recording capability, a 10.4" LCD color screen, a waterproof keyboard protected by a heavy-duty Pelican case and a Wi-Fi transmitter inside so you can send video or photos to your smartphone or tablet

Or upgrade to the Gen-Eye USB-P Premium inspection system that includes all of the features of the Gen-Eye USB, plus a sunlight readable screen, a rechargeable battery that lasts up to 4 hours, as well as the Wi-Fi transmitter.

All units include on-screen distance counter, voice-over recording, camera test port, and date and time stamp.

The full size reels feature a self-leveling color camera and 200 ft., 300 ft. or 400 ft. Gel-Rod® for inspecting 3" to 10" drain lines. The compact Mini-Reels carry 100 ft. or 200 ft. of Gel-Rod® with mini self-leveling camera for trouble shooting 2" and 3" lines. The tough steel frame can be operated vertically or horizontally, so you can handle nearly any application.

Gen-Eye USB-W Units - With Wi-Fi

SL-USBW-A

Includes USBW-500 Command Module with Wi-Fi, SL-GL-200 reel with Self-Leveling Color Camera, Docking Arm and 2, 3, & 6" skids.

SL-USBW-B

Same as SL-M-USBW-A, plus GL-100 Hot-Spot Locator. 100 and 200 ft. mini-reel models and 300 and 400 ft. standard reel models are available.

Gen-Eye USB-P Units - With 4 hr. Battery, Sunlight Readable Screen and Wi-Fi

SL-USBP-A

Includes USBP-500 Command Module with Wi-Fi, Sunlight Readable Screen, 4 hr battery, SL-GL-200 reel with Self-Leveling Color Camera, Docking Arm and 2, 3, & 6" skids.

SL-USBP-B

Same as SL-USBP-A, plus GL-100 Hot-Spot Locator. 100 and 200 ft. mini-reel models and 300 and 400 ft. standard reel models are available.

Gen-Eye Micro-Scope2[®]

Inspection results in the palm of your hand



The Gen-Eye Micro-Scope2 compact handheld inspection tool features a new Command Module that includes a USB port to record onto a flash drive. You can watch the action on a big 7" LCD color monitor for crisp clear pictures and record videos or photos on the flash drive with the one-touch record button.

It's packed with other great features like 4X digital zoom, voice-over recording, date and time stamp, and LED dimmer control. On-screen status indicators include flash drive capacity indicator and battery strength indicator. The internal battery lets you record remotely for up to 4 hours.

The lightweight, compact reel carries 100 ft. of micro push rod with a color camera, giving you the ability to inspect 1-1/2" to 3" drain lines and many toilet traps. The adjustable mount on the reel lets you set the monitor to the best viewing angle, wherever you're working.

Need to inspect hard to reach places? The Command Module also includes a 3 ft. probe rod with color camera to inspect duct work, furnaces, crawl spaces and more. Three adapters are included to improve your viewing angle or to retrieve objects.

Gen-Eye Micro-Scope2 Units

GM-A-2

Micro-Scope2 Command Module, with 7" LCD monitor, 3 ft Probe Rod and Color Camera, 3 Probe Attachments, 8 GB Flash Drive, AC & DC Power Cords, and Carrying Case.

GM-G-2

Micro-Scope2 Command Module with Open Reel, 100 ft. Push Rod, 3 ft Probe Rod and Color Camera.

Gen-Eye Hot-Spot[®]

Digital Pipe Locator

The new Gen-Eye Hot Spot pipe locator makes locating easier than ever. Its total field antenna array and on-screen icons lead you right to your target, without the long learning curve.

Whether you're an experienced pro or a first time user, you can quickly locate inspection cameras, sondes, active power lines and utility lines with pinpoint accuracy. No need to interpret numbers and bar graphs.

The easy-to-see auto backlit LCD display shows you the way with arrows that point you in the right direction every time. Utility line location and active buried power line locating is just as easy.

The Hot Spot is the industry's most rugged locator. Rated at IP65, it is dust and dirt proof, and water resistant. It passed the one meter drop test and the screen passed the 18" steel ball drop test.



A On-Screen Arrows

No need to interpret numbers and bar graphs. The arrows point you in the right direction.



B Null Point Icon

All four arrows point back toward each other to indicate the null point and the pipe location.



C Line Direction Compass

Arrows around the outside of the circle tell you which way to rotate the locator until you are in line with the lay of the pipe.



D Camera Icon

When you're directly over the camera, the diamond appears at the center of the circle. Depth will automatically appear on the screen as well.

- **Easy to read display icons** lead you to your target. Auto backlight lets you locate in dimly lit areas.
- **Total field antenna array** Allows you to locate from any direction.
- **Line direction compass** Tells you the lay of the pipe. Industry's most rugged locator – Its IP65 rating is the industry's highest for performing in dusty, dirty or wet jobsite conditions. Passed 1-meter drop test; screen passed 18" steel ball drop test.
- **Superior Battery Life** Lasts approximately 30 hours – more than twice as long as others. Automatic shutdown feature saves power.
- **Expanded Frequencies** Locates two sonde frequencies, two power frequencies and four line frequencies (with external transmitter).
- **Upgradeable Software** Use the USB port to upgrade software in the field or for a screen capture.
- **Simple, menu-based user interface** No need for multiple screens. Easy-to-access menus make it easier to use than other locators.

Gen-Eye Locator Specifications:

Camera/Sonde Frequencies:

512 Hz and 33KHz

Line/Utility Frequencies:

1KHz, 8KHz, 33KHz, 65KHz

Active Power Line Frequencies:

60/50Hz and 180/150Hz

Depth Range:

10 ft. in cast iron pipe/20 ft. in clay or plastic

Antenna Configurations:

Total Field, Single Peak, Twin Peak, Null and Left/Right (Line Location Only)

Screen: LCD Digital Signal Read-Out, Graphic Display, Directional Arrows, Null Icon, Camera Icon, Utility Icon, Audible Tone, Auto Digital Depth, Battery Status, Auto Backlight

External Ports: Mini USB

Weight: 4.8 lbs./2.18 Kg

Batteries: 2 D-cell alkaline (Approximately 30 hours of life)

Operating Temperature Range: -4° F to 122° F (-20° C to 50° C)

Hot-Spot[®] Transmitter

5 Watts – 4 Frequencies

Locating buried utilities used to be tough. Not anymore! With the powerful 5-watt Hot Spot transmitter, location is easier than ever. More power means more signal to locate. Choose one of 4 frequencies – 1KHz, 8KHz, 33KHz or 65KHz. You can select the frequency and power that best suits your application.

Locate via direct connection using the cords and ground stake. Simply attach the transmitter leads to both ends of the pipe, or if the other end of the pipe is not accessible, use the ground stake to complete the circuit. Or place the transmitter over the pipe and use induction mode, or place the optional clamp around the pipe to energize the line.

The transmitter's LCD graphic display with auto backlight lets you quickly check connectivity and line resistance to make sure you're transmitting efficiently for a stronger signal for easier tracking and locating. The display also indicates power output, frequency, and battery level.

Specifications:

Line/Utility Frequencies:

1KHz, 8KHz, 33KHz, 65KHz

Weight:

8 lbs./3.5 Kg

Output:

5 Watts with 5 output settings

Batteries:

10 D-cell alkaline (Approximately 100+ hours of life)

Antenna Configurations:

Total Field, Single Peak, Twin Peak, Null and Left/Right (Line Location Only)

Dimensions:

10" H x 12" L x 8" W
(25.4 cm x 30.5 cm x 19 cm)

Operating Temperature Range:

-4° F to 122° F (-20° C to 50° C)

Also available in a 1-Watt single frequency (65KHz) model



Gen-Eye[®] Sondes

Gen-Eye Sondes are a great tool for pipe location in cast iron, clay, or plastic lines. Sondes are a far less expensive way of locating lines than video pipe inspection systems, and easier than pipe transmitters. Easier than locating an energized line, you simply locate the pin-point frequency of the sonde.

The compact sonde transmits at 512 Hz and is powered by a AAA battery. Locate the Sonde 10 at depths of up to 10 ft. in cast iron pipe, or 15 ft. in clay or plastic; or locate the Sonde 20 at depth of up to 20 ft. in cast iron pipe, or 30 ft. in clay or plastic.

Attach the sonde to your drain cleaning cable using the spring carrier. Adapters for other brands of drain cleaning machines are available. The carrier protects the sonde as it travels down the line. Or you can tape the sonde onto a water jet hose, push-rod, flat rod, or other devices.



Specifications:

Sonde 10 Range:

Up to 10 ft. through cast iron or 15 ft. through clay or plastic lines.

Sonde 20 Range:

Up to 20 ft. through cast iron or 30 ft. through clay or plastic lines.

Frequency:

512 Hz.

Size:

3/4" x 3-1/2".

Battery:

One AAA Alkaline.



Spring carrier for Sondes with General coupling. Adapters for other brands available.

Gen-Ear LE[®]

Water Leak Location System

Now, a smaller investment gets you a better method for tracking down water leaks. The new Gen-Ear LE is a simplified, more economical tool with stronger sound amplification than other systems. Use it to pinpoint water leaks in residential and commercial water lines, whether they are under concrete slabs, in walls, swimming pools or hot tubs.

The compact amplifier fits easily in the palm of your hand. It provides noise-free amplification with built-in preset audio filters, so you don't have to guess what settings to use. And the high performance headphones with noise cancellation features block out interference from ambient noise. The ground sensor listens for the gurgling or hammering of water escaping from a cracked pipe under concrete, asphalt, or tile. For soft surfaces like grass or carpet, use the probe rods. Or, for above ground pipes or hydrants, you can use either the probe rods or the magnet attachment.

For especially hard to find leaks, the Sound Amplification Manifold adds air to the line, increasing water pressure. This amplifies the leak sounds, making them easier to locate.

The Gen-Ear LE will save you a lot of guess-work and unnecessary digging. And that saves you a lot of money.



1. Carrying Case



2. Ground Sensor



3. Amplifier



4. Probe Rods



5. Sensor Magnet



6. SAM



7. Stereo Headphones

Components

1. Heavy Duty Carrying Case

Made of high-density polyethylene. Designed to withstand heavy use and protect your investment.

2. Ground Sensor

Finding the leak starts with a quality ground sensor. It locates leaks through hard surfaces, concrete, tile, etc. Threaded nipple accommodates sectional probe rods or magnet. Wind proof, shock resistant housing protects against handling noise interfering with locating process.



3. Amplifier

Take the leak sounds and pump them through the powerful amplifier with built-in preset audio filters, low battery indicator light, and volume control. It's mounted in a durable housing that fits easily in the palm of your hand. Safety mute button protects operator from sudden loud noises.



Unit automatically shuts down when the headphones are removed to extend battery life. Includes built-in flashlight for night location jobs. Operates on two AA batteries.

4. Sectional Probe Rods

Looking for leaks under soft surfaces such as grass or carpet? The Probe Rod allows for easy sound sampling for leaks. Three, one-foot probe rods thread into the sensor.



5. Sensor Magnet

Sound surveying is much easier with the sensor magnet attachment. It threads onto the sensor to listen for leaks through above ground pipes, fire hydrants, water mains, iron valves, or steel pipes and fittings.



6. Sound Amplification Manifold (SAM)

Hard to find leaks get a boost with the SAM. It helps amplify hard to hear leaks by using air to pressurize the water line, making leak location easier.



7. High Performance David Clark® Stereo Headphones

High quality headphones give you the clearest sound with superb noise cancellation features to block out interference from ambient noise.

Specifications:

Amplifier:

Input Impedance: 430k. Output Impedance: 4 – 10 Ohm.
Amplification: 56 db +/- 3%.
Filter Characteristics: 00 – 1000 Hz.
Power: Two 1.5-Volt AA Batteries. Power Consumption: 20 mA.
Dimensions: 5-3/4" x 1" x 2-1/2". (15 cm x 2.5 cm x 6 cm).
Weight: 1lb. (.45 kg).
Operating Temperature: 20° F – 130° F.

Sensor:

Element: Piezoelectric Element.
Sensitivity: 1.00V/g at 400 Hz (Max.)

Headphones:

Dynamic Range: 10 - 20,000 Hz.
Noise Reduction Rating: 23 db.

Carrying Case:

Dimensions: 20" x 13.5" x 9". (51 cm x 34 cm x 23 cm).
Weight: 7.5 lbs. (3.4 kg).

D-25 Handy™

Can Be Attached to a Drill

The redesigned D-25 Handy now sports a durable new plastic container and a rugged new patented Quick-Fix™ chuck for maximum performance, flexibility, and reliability. Designed to take the toughest field abuse, General's sturdy new plastic container has been drop tested from 8 feet – fully loaded – without damage.

Operate the D-25 Handy as a hand tool – or power tool! Simply remove the turning handle and attach a 3/8" or 1/2" electric drill for extra muscle on tough clogs. With a capacity of 50 ft. of 1/4" or 5/16", and up to 35 ft. of 3/8" Flexicore® cable, the D-25 Handy easily unstops sink, shower, toilet, and laundry drain lines from 1-1/4" to 3" in diameter.



D-25 Units

Down Head Unit No.	Regular Head Unit No.	Feet	Diameter	Weight Pounds
D-25-2	D-25-8	25	1/4"	8-1/2
D-25-2-A	D-25-8-A	25	5/16"	10

Spin-Drive® Model 400



Clear 2" to 4" drain lines with the compact Spin Drive Model 400. A large crank on the back of the drum gives you powerful leverage, and after a couple turns, you'll have the speed and momentum to break through a stubborn stoppage. The drum is made of heavy gauge steel and is treated for rust resistance. Three holes are punched in the drum for quick cleaning and drying of the cable. The drum turns easily on self-aligning oilite bearings mounted front and rear. A convenient carrying handle is mounted on the drum for easier portability. The drum can hold up to 75 ft. of 1/2" Flexicore® cable.

Recommended Units, Complete with Flexicore Cables

Unit No.	Contains	Weight/Pounds
450FL2	50 ft. x 3/8"	34
450FL2-DH	50 ft. x 3/8" Down Head	34
*450EM3	50 ft. x 1/2"	42

*Includes 1-1/2UC and 2UC U-Cutters.

Unit No.	Capacity	Weight/Pounds
400 Containers Only	75 ft. x 1/2"	17

Flexicore® Drain Augers



A core of aircraft-type wire rope makes Flexicore Augers so tough they carry a one-year warranty (see page 3). After coiling, they're heat treated for maximum toughness and durability. Right-hand wind makes manual operation easier through greater flexibility.

Bulb-Type Head Standard on 3/8" cables.



Wire Rope
Center Construction

1/4" Diameter

For sink traps, 1-1/4" lines, lavatory and bath drains, laundry tubs, etc.

Regular Head	Down Head	Double Down Head	Length Feet	Weight Pounds
L-15FL1	L-15FL1-DH	L-15FL1-DDH	15	2-1/2
L-25FL1	L-25FL1-DH	L-25FL1-DDH	25	4
L-35FL1	L-35FL1-DH	L-35FL1-DDH	35	5-1/2
L-50FL1	L-50FL1-DH	L-50FL1-DDH	50	8

5/16" Diameter

Excellent heavy duty – for small lines.

Regular Head	Down Head	Double Down Head	Length Feet	Weight Pounds
L-25FL1-A	L-25FL1-A-DH	L-25FL1-A-DDH	25	6
L-35FL1-A	L-35FL1-A-DH	L-35FL1-A-DDH	35	7-1/2
L-50FL1-A	L-50FL1-A-DH	L-50FL1-A-DDH	50	11

3/8" Diameter

For 1-1/2" through 3" lines.

Regular Head	Down Head	Length Feet	Weight Pounds
L-25FL2	L-25FL2-DH	25	7
L-35FL2	L-35FL2-DH	35	10
L-50FL2	L-50FL2-DH	50	14

Down Head

Available on 1/4", 5/16", and 3/8" cables. Guides cable down the line, not up the stack.

Basin Plug Head


Standard on 1/4" and 5/16" diameter cables.

Double Down Head

Available on 1/4" and 5/16" cables. Flexible enough to be worked through a drum trap.



Optional deluxe rotary handle has two smoothly operating hand grips.



Flexicore Closet Augers

For the Professional



Three Foot Flexicore®

Professional 3 ft. Flexicore® Closet Auger is the ideal tool for breaking up stoppages or removing lost objects in clogged toilet bowls. Durable double layer Flexicore construction gives the snake tremendous resistance to kinking. The Flexicore closet auger works where plungers fail.

The tough outer steel tube is 3/4" in diameter. Inside, a galvanized steel rod turns the cable. Other features include a vinyl bowl guard, vinyl grip handle and turning handle, and a "Grip Clip" for securing the cable.

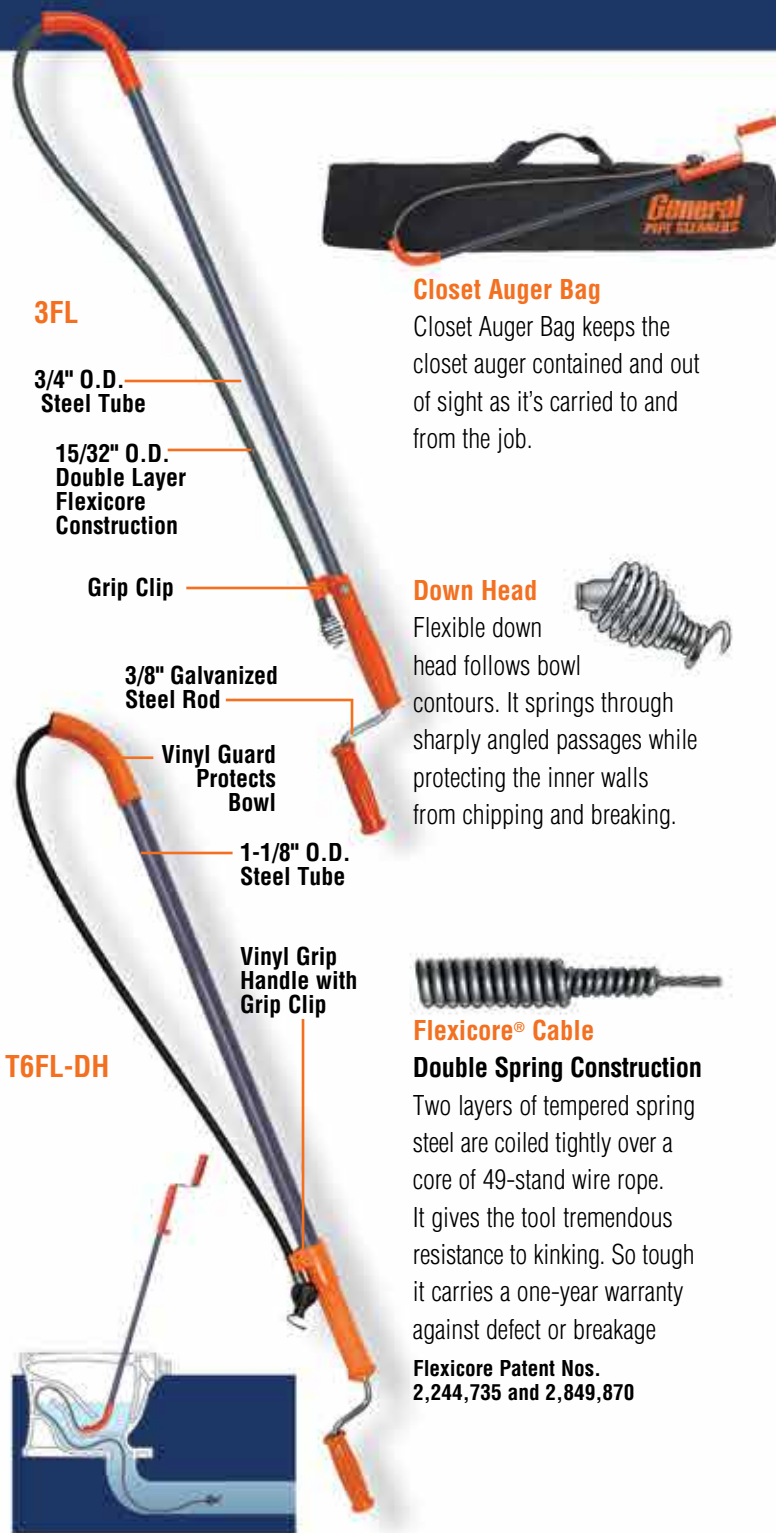
Catalog Number	Weight/Pounds
3FL	Regular Head 4-1/2
3FL-DH	Down Head 4-1/2

Six Foot Teletube®

Heavy-duty 6 ft. Teletube Closet Auger clears stoppages beyond the bowl. No need to lift the bowl, because the Teletube has an extra three feet telescoped inside a guide tube until you need it. After you've worked the first three feet into the bowl, you can go three feet farther simply by pressing a button and pulling the crank handle.

Outer steel tube is a big 1-1/8" in diameter. The hexagonal guide tube is even tougher than the steel rod we use in our 3FL closet augers. The Teletube weighs just a little more than a 3FL too. Other features include a vinyl bowl guard, vinyl grip handle and turning handle, and a "Grip Clip" for securing the cable.

Catalog Number	Weight/Pounds
T6FL	Regular Head 5-3/4
T6FL-DH	Down Head 5-3/4



3FL

3/4" O.D. Steel Tube

15/32" O.D. Double Layer Flexicore Construction

Grip Clip

3/8" Galvanized Steel Rod

Vinyl Guard Protects Bowl

1-1/8" O.D. Steel Tube

Vinyl Grip Handle with Grip Clip

T6FL-DH

Closet Auger Bag

Closet Auger Bag keeps the closet auger contained and out of sight as it's carried to and from the job.

Down Head

Flexible down head follows bowl contours. It springs through sharply angled passages while protecting the inner walls from chipping and breaking.

Flexicore® Cable

Double Spring Construction

Two layers of tempered spring steel are coiled tightly over a core of 49-stand wire rope. It gives the tool tremendous resistance to kinking. So tough it carries a one-year warranty against defect or breakage.

Flexicore Patent Nos. 2,244,735 and 2,849,870

Cutaway

Hexagonal Guide Tube

Press button, pull back on handle, and you've released three more feet of cable.

Closet Augers

For the Do It Yourself Market

Standard Closet Auger

A 3/8" (10 mm) dia. snake and ring for attaching snake when not in use. Plastic bowl guard. Powder coated steel tube is 27" (69 cm) long and 5/8" (16 mm) in diameter. Plated turning rod.

H-3NKH

Cat. No.
H-3NKH

Size
3 ft. (.9 m)

Case Pack
12

Weight/Carton
22 lbs. (10 Kg)



Deluxe Closet Auger

A 7/16" (11 mm) dia. snake. Equipped with plastic grip handle and bowl guard. Powder coated steel tube is 30" (76 cm) long and 3/4" (19 mm) in diameter. Plated turning rod.

H-3RB

Cat. No.
H-3RB

Size
3 ft. (.9 m)

Case Pack
12

Weight/Carton
30 lbs. (14 Kg)



Utility Closet Auger

A real upgrade from the other models; has a big 1/2" (13 mm) dia. snake, 34" (86 cm) long, 3/4" (19 mm) powder coated steel tube and 3/8" (10 mm) diameter galvanized turning rod. Equipped with heavy vinyl grip handle and bowl guard.

H-3PJH

Cat. No.
H-3PJH

Size
3 ft. (.9 m)

Case Pack
6

Weight/Carton
21 lbs. (10 Kg)



Urinal Auger

Gets through urinals where other snakes can't. A specially designed spring has the toughness and flexibility to negotiate tight urinal bends. Telescoping Teletube® model TU4 features a 48" spring for clearing stoppages beyond the urinal. TU4 has rust resistant steel tube and rubber bumper to protect

TU4

Catalog Number	Size	Weight Pounds
TU4	4 ft. (1.2 m)	1-3/4 (.8 kg)



Drum Augers

For the Do It Yourself Market



Deluxe Spin-Thru®

This top of the line Deluxe Spin-Thru drum auger features a rugged steel drum. The 1/4" (6 mm) snake is fed out of the drum into the line, keeping it away from clean kitchen and bathroom surfaces. There is a "T" grip handle for more convenient use in laundry tubs.

Case Pack: 12 (Individually Boxed)



Deluxe Power Spin-Thru®

Add a drill to make drain cleaning faster and easier. Our Deluxe Power Spin-Thru is equipped with a spindle so it can be attached to an electric drill.

Case Pack: 12 (Individually Boxed)

Catalog Number	Length	Diameter	Weight
H-25SM	25 ft. (7.6 m)	1/4" (6 mm)	4.5 lbs. (1.6 kg)

Catalog Number	Length	Diameter	Weight
HC-25SM	25 ft. (7.6 m)	1/4" (6 mm)	4.5 lbs (1.6 kg)



Spin Thru®

A cleaner way to open clogged drains. The Spin-Thru drum is molded from attractive high density orange plastic. A surprisingly durable unit at a surprisingly low price. Also available with 3/8" x 25 ft. snake.

Case Pack: 6



Power Spin Thru®

The Power Spin-Thru is a great drain cleaner upgrade. Identical with the Spin-Thru, but with a spindle inserted at the back so it can be used with an electric drill. Also available with 3/8" x 25 ft. snake.

Case Pack: 6

Catalog Number	Length	Diameter	Weight
H-15PL	25 ft. (7.6 m)	1/4" (6 mm)	4.0 lbs (1.4 kg)
H-3/8-25PL	35 ft. (10.6 m)	3/8" (9.5 mm)	6.3 lbs (2.9 kg)

Catalog Number	Length	Diameter	Weight
HC-25PL	25 ft. (7.6 m)	1/4" (6 mm)	4.0 lbs (1.4 kg)
H3/8-C25PL	35 ft. (10.6 m)	3/8" (9.5 mm)	6.3 lbs (2.9 kg)



Clog Chaser®

A more compact, economical version of our Spin-Thru, the Clog Chaser holds 15 feet of cable. Molded from attractive high density orange plastic, it has a comfortable grip handle and a full-sized thumb screw.

Case Pack: 6



Power Clog Chaser®

Add an electric drill option to the Clog Chaser. An upgrade that doesn't add much to the price. The Power Clog Chaser holds 15 feet of cable. It has a comfortable grip handle and a full-sized thumb screw.

Case Pack: 6

Catalog Number	Length	Diameter	Weight
H-15CL	15 ft. (4.6 m)	1/4" (6 mm)	2.5 lbs (.9 kg)

Catalog Number	Length	Diameter	Weight
HC-15CL	15 ft. (4.6 m)	1/4" (6 mm)	2.5 lbs (.9 kg)

Drain Augers

For the Do It Yourself Market

Increase drain auger sales by ordering Premium Drain Augers with attractive tamper resistant plastic display bags. Augers come with professional-style sliding crank handles with smoothly working hand grips. This feature gives the auger a more attractive, high quality appearance.

Made from high tensile bright wire. 1/4" augers have a basin plug head for easy threading through strainer. 3/8" augers have a large bulb-shaped corkscrew boring head.



Catalog Number	Length and Diameter	Standard Pack	Weight per Carton
H-8PQH	8 ft. x 1/4" (2.4 m x 6 mm)	24	31 lbs. (14 kg)
H-25PQH	25 ft. x 1/4" (7.6 m x 6 mm)	12	39 lbs. (18 kg)
H-25PMH	25 ft. x 3/8" (7.6 m x 9.5 mm)	6	39 lbs. (18 kg)
H-50PMH	50 ft. x 3/8" (15.2 m x 9.5 mm)	3	36 lbs. (16 kg)

Power Line

For the Do It Yourself Market

BD Drain Gun™

The BD Drain Gun power drain cleaner with Quick-Grip™ chuck makes drain cleaning faster and easier than ever. Ideal for the home handy man, the easy-to-use BD Drain Gun quickly clears clogged sinks, tubs and laundry drains. The patented Quick-Grip chuck tightens firmly against the drain snake with just a quarter turn and lets the homeowner tackle stubborn clogged drains like a professional. It includes 25 ft. x 1/4" tough Flexicore® cable with a wire rope inner core for toughness and durability, a sturdy plastic drum, and convenient grip shield. It's powered by a variable speed 3.2 amp double insulated UL approved motor.



Cat. No.	Description	Weight
H-BD-J	with 25 ft. x 1/4" (25FL1) Flexicore Cable	12 lbs. (5 Kg)



Little Mike®

The Little Mike is a compact tool for drain cleaning at a very reasonable price. The drum holds 50 ft. x 5/16" Flexicore wire rope center cable to clear lines up to 2" in diameter. A thumb-screw grips the cable. Includes pneumatic foot pedal for safety and speed control.

Cat. No.	Description	Weight
H-LMB	with 50 ft. x 5/16" (50FL1A) Flexicore Cable	24 lbs. (11 Kg)



Micro Rooter®


The Micro Rooter is for inside lines up to 3" in diameter. The drum holds 50 ft. x 3/8" Flexicore wire rope center cable. Jacobs hand-tight chuck tightens firmly against the drain snake. Drum can easily be removed for added portability. Includes pneumatic foot pedal for safety and speed control.

Cat. No.	Description	Weight
H-MI50AC	with 50 ft. x 3/8" (50FL2) Flexicore Cable	33 lbs. (15 Kg)

Sectional Sewer Rods


Cutters for 1/4" x 6 Foot Rods


All parts are coated to resist corrosion.

SE-1 – Corkscrew for 2" Pipe 
Used to start water flowing.

SE-2 – Diamond Head 
For small, grease packed waste line.

SE-3 – Root Cutter 
Shears tough roots and breaks up hard packed stoppages.

SE-5 – Corkscrew for 4" Pipe 
For clearing roots, grease, and more.

SE-6 – Pick-up Tool 
Retrieves broken rods or tools.



SSRC – Sectional Rod Coupling
Sectional Rods assemble at right angles and cannot come apart in the line.

SE-8 – Assembly Wrench 
Used with Turning Handle for coupling and uncoupling rods.

SE-9 – Turning Handle 
Provides great leverage in boring, pulling or pushing while maintaining tension.


Municipal Sewer Rods

5/16" Sections and Cutters


All parts are coated to resist corrosion.


3MSR – Municipal Rod
39" x 5/16" Section with Coupling

MSRC – Municipal Rod Coupling
With solid wall between end opening for easier connecting.

M-21 – Municipal Rod Turning Handle 
Provides great leverage in boring, pulling or pushing while maintaining tension.

M-24 – Assembly Wrench 
Used with Turning Handle for coupling and uncoupling rods.


M-27 – Corkscrew for 2" Pipe 
Used to start water flowing.


M-28 – Diamond Head 
For small, grease packed waste line.



M-29 – Root Cutter 
Shears tough roots and breaks up hard packed stoppages.

M-31 – Pick-up Tool 
Retrieves broken rods or tools.

M-32 – Corkscrew for 4" Pipe 
For clearing roots, grease, and more.

M-4HDB – 4" Heavy Duty Saw Blade 
Heavy gauge steel blade has teeth in front and back to chew into roots going into and coming out of the line. Available in 4", 6" and 8" sizes.

M-6HDB – 6" Heavy Duty Saw Blade 

Flat Sewer Rod

A Sturdy Tool for Cleaning Drain Lines and Sewers

Oil tempered spring steel is resistant to rusting and kinking. The rod is bolted to the frame at the back, so it can't spring out of the frame when you near the end. A comfortable, efficient Quick-Grip Handle makes the work go faster.



All sizes furnished with Quick-Grip Handle and Roller Head.

Pipe Size	Catalog Number	Feet	Weight Pounds with Holder
1/2" x 1/16" 2" thru 3"	50 B 100 B	50 100	7-1/2 12-1/2
3/4" x 1/16" 2" thru 4"	50 C 100 C	50 100	10 18
1/2" x 1/8" 2" thru 4"	50 H 100 H	50 100	14 22
3/4" x 1/8" 4" thru 6"	50 D 100 D	50 100	19 35

**Flat Sewer Rod Cutter
Revolving Roller Head**



Catalog No.	For Rod Size	Diameter Head	Weight Pounds
1-R	B	1-1/8"	1/4
2-R	C, H, and D	1-1/2"	1/2

Drain Flusher

For the Do It Yourself Market

Just attach to garden hose and slide Drain Flusher into drain. Water expands Flusher to size of pipe. Then water pressure pushes stoppage down the line.

Equipped with back-flow preventer on the inlet side. Made of tough reinforced nylon to resist punctures. Far more durable than rubber. Narrow profile and internal flat spring help work Drain Flusher around bends. Blister packed on three-color cards.



Number No	Size	Weight Pounds
1.5DF	1-1/2"	1/2
2.5DF	2-1/2"	1/2
3DF	3"	3/4
4DF	4"	1
6DF	6"	1.25



Test Plugs



With rugged cast aluminum body, smoothly turning cast iron wing nut, and live rubber ball. Rugged construction throughout. Available in 1-1/2", 2", 3" and 4" sizes.

Hot-Shot®

Thaws Frozen Pipes Quickly

No more tearing up floors, breaking through walls, or digging up pipes in frozen ground. Eliminate hazardous blow torches. With the safe Hot-Shot pipe thawer, you can accomplish the job faster and easier – and save time and money.

Easy to Operate

Just carry your Hot-Shot to the job, attach the pipe clamps and plug it into 115 volt receptacle. In minutes, the frozen pipe will be flowing again.

Lighter Weight; Lower amp Draw

The Hot-Shot 320, weighing in at just 30 lbs., generates 320 amps of thawing power, yet draws just 14 amps. This little unit can quickly thaw 1-1/2" diameter lines up to 100 ft. long.



Hit 'em High; Hit 'em Low

The Hot-Shot 400 clears longer and larger lines with 400 amps of power. It's powerful enough to clear 1-1/2" diameter lines up to 175 ft. long, yet weighs just 31 lbs.

Stuck on a job with only 15 amp breakers? Just flip the switch on the Hot-Shot 400 and the amp draw drops below 14 amps while the unit still delivers 320 amps of thawing power.

Safety features like thermal overload protection and circuit breakers are standard equipment.

Cold-Shot®

Pipe Freeze Kit

No need to drain water lines, sprinkler systems, or hot water systems before cutting pipe or tubing. The Cold-Shot keeps pressurized systems operating while you make repairs.

It freezes all type of liquids in steel, copper, cast iron, aluminum and plastic pipes ranging from 1/8" to 2" (10 mm – 60 mm) using carbon dioxide (CO₂). Dip-tube type cylinders are available at all welding supply houses.

The Cold-Shot is faster and less expensive than "refrigerator-type" units; faster and uses less CO₂ than "bag-type" units. In five minutes, you're ready to go to work on copper tubing, just three minutes for cast iron pipe.



Kit includes 10 sets of freeze heads for 1/8" to 2" lines (10 mm to 60 mm), two high pressure spiral hoses with injectors, T-distributor, locking nut, hex head screwdriver, rubber gloves, goggles and carrying case.

Flood-Guard™

Prevent Basement Flooding

Flood-Guard operates like a check valve to seal off water back-up caused by overloaded sewers. Water flows normally through the drain until the sewer begins to back up. Then the Flood-Guard float rises to seal off the drain opening until the water recedes.

A screwdriver and a couple of minutes are all you need to install a Flood-Guard. Once in place, it can prevent

property damage and a very messy clean-up job.

For extreme, extended pressure (for instance, where home-made seals have popped out of the line) we recommend our standpipe models. The 4" Standpipe Flood-Guard is threaded to receive 1-1/2" IPS pipe. On the 3" model, the pipe is slipped through the rubber gasket before the screws are fully tightened.

Gaskets are made of molded rubber, and all metal parts are plated or stainless steel.



Catalog Number

Catalog Number		Per Carton	Weight Pounds
2F	2" Float Model	4	1
3F	3" Float Model	6	3
4F	4" Float Model	6	6
S-3F	3" Standpipe Model	6	2-1/2
S-4F	4" Standpipe Model	6	7-1/2




EasyReach™

Picks Up Everything from Dimes to Bricks

You'll find dozens of uses for this labor-saver, like cleaning traps and manholes of rocks and debris, grabbing objects from hard to get at places, and changing light bulbs. You can even retrieve golf balls from ponds and pick fruit from trees.

It's sensitive enough to pick up small screws and washers, yet strong enough to pick up a five pound rock. The locking trigger feature lets you grab and lock on to objects without further trigger pressure.

The EasyReach is made of extruded aluminum and stainless steel to be durable and corrosion resistant. Two thermal plastic rubber caps open 4-1/2" to grip nearly anything. This tool is available in 32" and 40" lengths as well as 60", 72", 96" and 120" lengths which fold for more convenient storage.



Length	Catalog Number
32"	32RE
40"	40RE
60" (Folding Model)	60REF
72" (Folding Model)	72REF
96" (Folding Model)	96REF
120" (Folding Model)	120REF
Replacement Cups	RECUP

AutoCut®

Copper Tubing Cutter

This is a great tool to have when you don't have enough swing room to use a full-size tubing cutter. You can cut copper tubing with less than one inch of clearance. And it's ideal for stub-out work.

It's quicker than conventional cutters. Just snap it on the tube, close the gate and turn. The cutter wheel automatically tightens as you turn the AutoCut – no knobs to twist. The cutter wheel is spring loaded to provide a constant cutting pressure, so you'll never accidentally crimp the tubing.

Stub-Out Work

Can be closer to the wall than conventional pipe cutters because there's no turning handle to get in your way.

For extra leverage in awkward spaces, you can get a Ratchet Turning Handle. It slides over the AutoCut from either side for maximum ease of operation.

The AutoCut has long lasting hardened steel cutting wheels that are easy to replace when the time comes. Keep a 1/2", 3/4" and 1" AutoCut in your tool box. Watch out though, they'll spoil you.

Catalog Number	For use with:	Standard Pack
ATC-12 Copper Tubing Cutter	1/2" (13 mm) copper tubing	12
ATC-34 Copper Tubing Cutter	3/4" (20 mm) copper tubing	12
ATC-100 Copper Tubing Cutter	1" (28 mm) copper tubing	6
RH-12 Ratchet Handle	ATC-12 1/2" Tubing Cutter	8
RH-34 Ratchet Handle	ATC-34 3/4" Tubing Cutter	8
ATCW Replacement Cutter Wheels	For all sizes	12

Not for use with soft copper
AutoCut Patent No. 5903980 – Canada Patent No. 2187868

SuperSlice™

A Better Way to Cut Plastic Tubing



A patented V-point blade pierces hard or soft plastic tubing, then slices through to give a clean, easy cut with virtually no tube deformation. The blade is offset to give you powerful, penetrating action with a minimum of force.

Use it on PEX, PVC, CPVC, irrigation pipe, plastic or rubber garden hose, and plastic electric conduit. One squeeze does the job. Ergonomically designed handles give you a sure grip with lots of leverage. Easily cuts tubing as large as one inch in diameter.

SuperSlice has the blade that gives you the edge.

Catalog Number		Standard Pack
SUS	SuperSlice Tubing Cutter	10

VersaPlunge™

Prevent Splash-Back

Are your customers tired of messy, germ-laden splash-back from old-fashioned toilet plungers? Take the VersaPlunge!

With its patented VersaFlange™, an extremely pliable cone, the VersaPlunge plunger easily conforms to just about any shaped toilet bowl opening, creating a tight seal in virtually any toilet design. It's better than any other plunger on the market.

Traditional plungers, by contrast, have round ends – poorly sealing the bowl opening and producing unsanitary splash-back.

VersaPlunge sports a convenient relief valve in the handle to minimize overflow. And its super-compressible, accordion-style bellows lets you apply extra force on stubborn stoppages.

VersaPlunge is extremely versatile, too. Roll up the VersaFlange end – and make a flat bottom to clear sinks, tubs, and other drain openings. Get extra VersaPlunge plungers to handle a range of problems.

VersaPlunge helps clear clogs faster – with no splash back!



Catalog Number
VSP
Standard Pack
8
Weight per Carton
8 lbs. (3.6 Kg)

Rescue Wrap™

Repair Nearly Any Tool or Household Item



Rescue Wrap acts like a splint to repair plumbing, tools, patio furniture, sports gear, and more. Easy to use. Just wet thoroughly, wrap it tightly around object to be repaired and let it dry. It's waterproof, sandable and paintable.

You'll find plenty of uses for Rescue Wrap:

- Repair kinked or leaking garden hoses.
- Fix leaking faucets or pipes.
- Strengthen weak shovel and tool handles.
- Rescue worn sports equipment.
- Fix a fence or furniture.

Catalog Number
RWP-12
Standard Pack
12
Weight per Carton
2.3 lbs. (1 Kg)

The toughest tools down the line.™



MADE IN USA

General General Wire Spring Co.
PIPE CLEANERS
McKees Rocks, PA 15136 USA
800-245-6200 or 412-771-6300
www.drainbrain.com